




Oval Collar Chipping Hammer Chisels



POINT STYLE

Round Blank



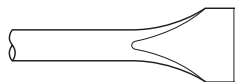
Moil Point



Flat Chisel



Scaling Chisel



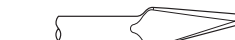
Ripper




Cape Chisel



Round Nose



Diamond Point



Gouge



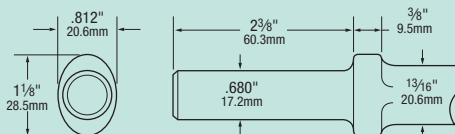
2 Pc. Bush Tool



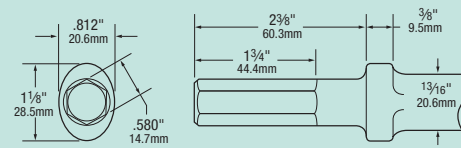
1 Pc. Bush Tool



.680 ROUND SHANK OVAL COLLAR



.580 HEX SHANK OVAL COLLAR



CAT.NO.	LENGTH	WIDTH	WT	CAT.NO.	LENGTH	WIDTH	WT
301	8 1/4"	13/16" Dia.	1.25 lbs.	302	8 1/4"	13/16" Dia.	1.25 lbs.
301-12	11 1/4"	13/16" Dia.	1.5 lbs.	302-12	11 1/4"	13/16" Dia.	1.5 lbs.
301-18	18"	13/16" Dia.	2.5 lbs.	302-18	18"	13/16" Dia.	2.5 lbs.
301-24	24"	13/16" Dia.	3.25 lbs.	302-24	24"	13/16" Dia.	3.25 lbs.
313	9"	—	1.25 lbs.	314	9"	—	1.25 lbs.
315	12"	—	1.5 lbs.	316	12"	—	1.5 lbs.
315-18	18"	—	2.5 lbs.	316-18	18"	—	2.5 lbs.
315-24	24"	—	3.25 lbs.	316-24	24"	—	3.25 lbs.
303	9"	1"	1.25 lbs.	304	9"	1"	1.25 lbs.
303-12	12"	1"	1.5 lbs.	304-12	12"	1"	1.5 lbs.
303-18	18"	1"	2.5 lbs.	304-18	18"	1"	2.5 lbs.
303-24	24"	1"	3.25 lbs.	304-24	24"	1"	3.25 lbs.
303-36	36"	1"	5.1 lbs.	304-36	36"	1"	5.1 lbs.
303-48	48"	1"	6.9 lbs.	304-48	48"	1"	6.9 lbs.
303-60	60"	1"	8.7 lbs.	304-60	60"	1"	8.7 lbs.
303-72	72"	1"	10.2 lbs.	304-72	72"	1"	10.2 lbs.
325	9"	1 1/2"	1.25 lbs.	326	9"	1 1/2"	1.25 lbs.
325-12	12"	1 1/2"	1.5 lbs.	326-12	12"	1 1/2"	1.5 lbs.
325-18	18"	1 1/2"	2.5 lbs.	326-18	18"	1 1/2"	2.5 lbs.
323	9"	2"	1.25 lbs.	324	9"	2"	1.25 lbs.
323-12	12"	2"	1.75 lbs.	324-12	12"	2"	1.75 lbs.
323-18	18"	2"	2.75 lbs.	324-18	18"	2"	2.75 lbs.
323-24	24"	2"	3.75 lbs.	324-24	24"	2"	3.75 lbs.
323-36	36"	2"	5.75 lbs.	324-36	36"	2"	5.75 lbs.
323-48	48"	2"	7.75 lbs.	324-48	48"	2"	7.75 lbs.
323-60	60"	2"	9.75 lbs.	324-60	60"	2"	9.75 lbs.
323-72	72"	2"	11.75 lbs.	324-72	72"	2"	11.75 lbs.
323-3	9"	3"	1.5 lbs.	324-3	9"	3"	1.5 lbs.
323-12-3	12"	3"	1.75 lbs.	324-12-3	12"	3"	1.75 lbs.
323-4-1/2	10"	4 1/2"	2.25 lbs.	324-4-1/2	10"	4 1/2"	2.25 lbs.
311	9"	1 1/16"	1.0 lbs.	312	9"	1 1/16"	1.0 lbs.
311-12	12"	1 1/16"	1.4 lbs.	312-12	12"	1 1/16"	1.4 lbs.
305	9"	7/16"	1.0 lbs.	306	9"	7/16"	1.0 lbs.
305-12	12"	7/16"	1.4 lbs.	306-12	12"	7/16"	1.4 lbs.
307	9"	3/8"	1.0 lbs.	308	9"	3/8"	1.0 lbs.
307-12	12"	3/8"	1.4 lbs.	308-12	12"	3/8"	1.4 lbs.
309	9"	5/16"	1.1 lbs.	310	9"	5/16"	1.1 lbs.
309-12	12"	5/16"	1.5 lbs.	310-12	12"	5/16"	1.5 lbs.
337	9"	1"	1.1 lbs.	338	9"	1"	1.1 lbs.
337-12	12"	1"	1.5 lbs.	338-12	12"	1"	1.5 lbs.
343	9 1/2"	—	2.25 lbs.	344	9 1/2"	—	2.25 lbs.
345 STEM	8"	—	1.0 lbs.	346 STEM	8"	—	1.0 lbs.
5101 HEAD	—	1 1/2" SQ	1.25 lbs.	5101 HEAD	—	1 1/2" SQ	1.25 lbs.
50100	9 1/2"	1 3/4" SQ	2.5 lbs.	50200	9 1/2"	1 3/4" SQ	2.5 lbs.

NOTE: Pneumatic Chipping Hammers are equipped with either .680 round nose bushings or .580 hex nose bushings. Refer to manufacturer's hammer model number for specifications.

