

16 Pc. 120XP™ Universal Spline SAE XL Combination Ratcheting Wrench Set

- 120XP™ wrenches have two double stacked 60-tooth pawls (120 positions) providing a 3° swing arc so you can turn fasteners in tighter confines
- Universal spline drive fits 12-point, 6-point, rounded 6-point, spline, External Torx® and square fasteners
- XL beam design is up to 25% longer than standard wrenches for improved reach, leverage, and torque
- Dual-direction off-corner loading for better grip and reduced fastener rounding
- Highly visible, recessed size markings are color coded for easy identification
- Reduced ratcheting box end diameter for improved access
- Manufactured from alloy steel for better strength and longer tool life
- Bright, full polish chrome finish easily wipes clean and resists corrosion
- Included rack for storage and organization



Cat. No.	Included Storage	Product Weight
86451	Wrench Rack	7.170 lb

Cat. No.	Description	Cat. No.	Description
86430	7/32" 120XP™ Universal Spline XL Ratcheting Combination Wrench	86438	9/16" 120XP™ Universal Spline XL Ratcheting Combination Wrench
86431	1/4" 120XP™ Universal Spline XL Ratcheting Combination Wrench	86439	5/8" 120XP™ Universal Spline XL Ratcheting Combination Wrench
86432	9/32" 120XP™ Universal Spline XL Ratcheting Combination Wrench	86440	11/16" 120XP™ Universal Spline XL Ratcheting Combination Wrench
86433	5/16" 120XP™ Universal Spline XL Ratcheting Combination Wrench	86441	3/4" 120XP™ Universal Spline XL Ratcheting Combination Wrench
86434	11/32" 120XP™ Universal Spline XL Ratcheting Combination Wrench	86442	13/16" 120XP™ Universal Spline XL Ratcheting Combination Wrench
86435	3/8" 120XP™ Universal Spline XL Ratcheting Combination Wrench	86443	7/8" 120XP™ Universal Spline XL Ratcheting Combination Wrench
86436	7/16" 120XP™ Universal Spline XL Ratcheting Combination Wrench	86444	15/16" 120XP™ Universal Spline XL Ratcheting Combination Wrench
86437	1/2" 120XP™ Universal Spline XL Ratcheting Combination Wrench	86445	1" 120XP™ Universal Spline XL Ratcheting Combination Wrench

11 Pc. 120XP™ Universal Spline SAE XL Combination Ratcheting Wrench Set

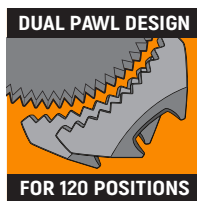
- 120XP™ wrenches have two double stacked 60-tooth pawls (120 positions) providing a 3° swing arc so you can turn fasteners in tighter confines
- Universal spline drive fits 12-point, 6-point, rounded 6-point, spline, External Torx® and square fasteners
- XL beam design is up to 25% longer than standard wrenches for improved reach, leverage, and torque
- Dual-direction off-corner loading for better grip and reduced fastener rounding
- Highly visible, recessed size markings are color coded for easy identification
- Reduced ratcheting box end diameter for improved access
- Manufactured from alloy steel for better strength and longer tool life
- Bright, full polish chrome finish easily wipes clean and resists corrosion
- Included rack for storage and organization



Cat. No.	Included Storage	Product Weight
86450	Wrench Rack	2.86 lb

Cat. No.	Description	Cat. No.	Description
86431	1/4" 120XP™ Universal Spline XL Ratcheting Combination Wrench	86437	1/2" 120XP™ Universal Spline XL Ratcheting Combination Wrench
86432	9/32" 120XP™ Universal Spline XL Ratcheting Combination Wrench	86438	9/16" 120XP™ Universal Spline XL Ratcheting Combination Wrench
86433	5/16" 120XP™ Universal Spline XL Ratcheting Combination Wrench	86439	5/8" 120XP™ Universal Spline XL Ratcheting Combination Wrench
86434	11/32" 120XP™ Universal Spline XL Ratcheting Combination Wrench	86440	11/16" 120XP™ Universal Spline XL Ratcheting Combination Wrench
86435	3/8" 120XP™ Universal Spline XL Ratcheting Combination Wrench	86441	3/4" 120XP™ Universal Spline XL Ratcheting Combination Wrench
86436	7/16" 120XP™ Universal Spline XL Ratcheting Combination Wrench		

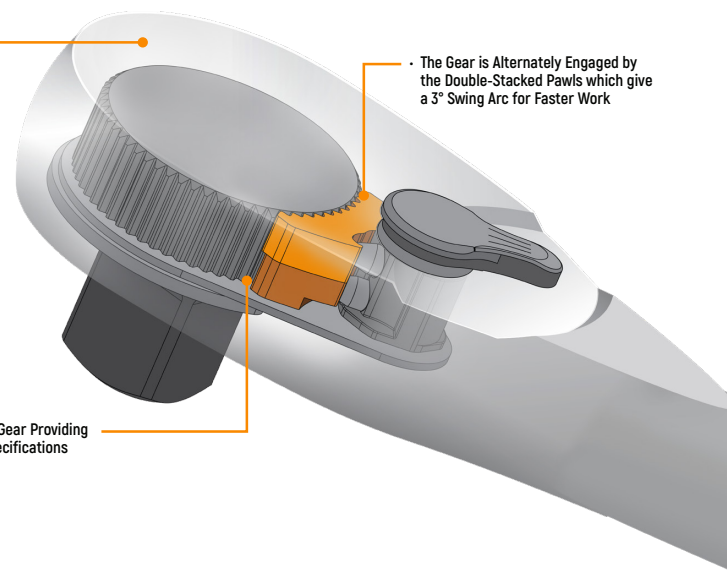
Dual Pawl Ratchet Mechanism



- Teardrop Low Profile Head and Flush Mounted On/Off Switch Allow Better Access in Tight Spaces
- Enclosed Head Design for Extreme Resistance to Dirt Infiltration



- Double-Stacked Pawls Engage a 60-tooth Gear Providing Exceptional Strength, Exceeding ASME Specifications



7 Pc. 120XP™ Universal Spline SAE XL Combination Ratcheting Wrench Set

- 120XP™ wrenches have two double stacked 60-tooth pawls (120 positions) providing a 3° swing arc so you can turn fasteners in tighter confines
- Universal spline drive fits 12-point, 6-point, rounded 6-point, spline, External Torx® and square fasteners
- XL beam design is up to 25% longer than standard wrenches for improved reach, leverage, and torque
- Dual-direction off-corner loading for better grip and reduced fastener rounding
- Highly visible, recessed size markings are color coded for easy identification
- Reduced ratcheting box end diameter for improved access
- Manufactured from alloy steel for better strength and longer tool life
- Bright, full polish chrome finish easily wipes clean and resists corrosion
- Included rack for storage and organization



Cat. No.	Included Storage	Product Weight
86452	Wrench Rack	10.775 lb

Cat. No.	Description	Cat. No.	Description
86442	13/16" 120XP™ Universal Spline XL Ratcheting Combination Wrench	86446	1-1/16" 120XP™ Universal Spline XL Ratcheting Combination Wrench
86443	7/8" 120XP™ Universal Spline XL Ratcheting Combination Wrench	86447	1-1/8" 120XP™ Universal Spline XL Ratcheting Combination Wrench
86444	15/16" 120XP™ Universal Spline XL Ratcheting Combination Wrench	86448	1-1/4" 120XP™ Universal Spline XL Ratcheting Combination Wrench
86445	1" 120XP™ Universal Spline XL Ratcheting Combination Wrench		

120XP™ Universal Spline XL Combination Ratcheting Wrenches ■ *Continued from previous page*


Cat. No.	SAE/Metric	Fastener Size	End A Width	End A Thickness	End B Width	End B Thickness	Overall Length	Product Weight
86431	SAE	1/4 in	0.54 in	0.17 in	0.55 in	0.27 in	5.31 in	0.860 lb
86432	SAE	9/32 in	0.65 in	0.18 in	0.63 in	0.27 in	5.91 in	0.120 lb
86433	SAE	5/16 in	0.56 in	0.18 in	0.63 in	0.27 in	5.91 in	0.120 lb
86434	SAE	11/32 in	0.73 in	0.19 in	0.73 in	0.27 in	6.5 in	0.130 lb
86435	SAE	3/8 in	0.81 in	0.21 in	0.81 in	0.29 in	7.09 in	0.160 lb
86436	SAE	7/16 in	0.91 in	0.22 in	0.85 in	0.3 in	7.68 in	0.200 lb
86437	SAE	1/2 in	1.02 in	0.25 in	0.94 in	0.34 in	8.66 in	0.275 lb
86438	SAE	9/16 in	1.16 in	0.27 in	1.02 in	0.37 in	9.25 in	0.397 lb
86439	SAE	5/8 in	1.31 in	0.3 in	1.13 in	0.41 in	10.24 in	0.505 lb
86440	SAE	11/16 in	1.42 in	0.32 in	1.22 in	0.42 in	10.83 in	0.530 lb
86441	SAE	3/4 in	1.56 in	0.35 in	1.34 in	0.44 in	12.01 in	0.675 lb
86442	SAE	13/16 in	1.69 in	0.35 in	1.57 in	0.49 in	12.52 in	1.060 lb
86443	SAE	7/8 in	1.77 in	0.35 in	1.65 in	0.51 in	12.99 in	0.930 lb
86444	SAE	15/16 in	1.93 in	0.39 in	1.77 in	0.55 in	14.02 in	1.210 lb
86445	SAE	1 in	2.01 in	0.39 in	1.85 in	0.57 in	14.49 in	1.300 lb
86446	SAE	1-1/16 in	2.2 in	0.41 in	1.97 in	0.61 in	15.51 in	1.555 lb
86447	SAE	1-1/8 in	2.28 in	0.45 in	2.09 in	0.63 in	16.54 in	1.920 lb
86448	SAE	1-1/4 in	2.56 in	0.47 in	2.32 in	0.69 in	18.39 in	2.380 lb
86406	Metric	6 mm	0.54 in	0.17 in	0.55 in	0.27 in	5.31 in	0.105 lb
86407	Metric	7 mm	0.65 in	0.18 in	0.63 in	0.27 in	5.91 in	0.110 lb
86408	Metric	8 mm	0.65 in	0.18 in	0.63 in	0.27 in	5.91 in	0.590 lb
86409	Metric	9 mm	0.73 in	0.19 in	0.73 in	0.27 in	6.5 in	0.130 lb
86410	Metric	10 mm	0.81 in	0.21 in	0.81 in	0.29 in	7.09 in	0.165 lb
86411	Metric	11 mm	0.91 in	0.22 in	0.85 in	0.3 in	7.68 in	0.115 lb
86412	Metric	12 mm	0.96 in	0.24 in	0.91 in	0.32 in	8.15 in	0.850 lb
86413	Metric	13 mm	1.02 in	0.25 in	0.94 in	0.34 in	8.66 in	0.275 lb
86414	Metric	14 mm	1.16 in	0.27 in	1.02 in	0.37 in	9.25 in	0.230 lb
86415	Metric	15 mm	1.26 in	0.29 in	1.1 in	0.39 in	9.84 in	0.850 lb
86416	Metric	16 mm	1.31 in	0.3 in	1.18 in	0.41 in	10.24 in	0.600 lb
86417	Metric	17 mm	1.42 in	0.32 in	1.22 in	0.42 in	10.83 in	0.573 lb
86418	Metric	18 mm	1.49 in	0.33 in	1.26 in	0.44 in	11.42 in	0.580 lb
86419	Metric	19 mm	1.56 in	0.35 in	1.34 in	0.44 in	12.01 in	0.690 lb
86420	Metric	20 mm	1.65 in	0.35 in	1.54 in	0.47 in	12.2 in	0.860 lb
86421	Metric	21 mm	1.69 in	0.35 in	1.57 in	0.49 in	12.52 in	0.745 lb
86422	Metric	22 mm	1.77 in	0.35 in	1.65 in	0.51 in	12.99 in	0.930 lb
86424	Metric	24 mm	1.93 in	0.39 in	1.77 in	0.55 in	14.02 in	1.210 lb

WRENCHES

90T RATCHETING WRENCHES

These new 90T™ ratcheting wrenches are perfect for the tight situations technicians face every day. Their 90-tooth 12-point ratcheting box end turns 6 and 12-point fasteners with just a 4° swing arc for improved access, while dual-direction off-corner loading reduces fastener rounding. They're longer for greater reach and leverage and their large color markings make size identification quick and easy.

Key Product Upgrades



• 90-teeth deliver a 4 degree swing arc for improved access



• Dual-direction off-corner loading on open-end reduces fastener rounding



New **90T** Ratcheting Wrench



72T Ratcheting Wrench

• Longer, more ergonomic beam than 72T ratcheting wrenches



• Large color-coded markings for easy size ID

Combination Ratcheting Wrenches



• 90-teeth deliver a 4 degree swing arc for improved access

• Professional, full polish chrome finish is easy to clean

• Off-corner loading design to reduce fastener rounding

• Longer, wider beam for improved reach, leverage, and comfort

• Meets or exceeds ASME performance requirements

• Large color-coded markings for easy size ID

• Dual-direction off-corner loading on open-end reduces fastener rounding



Also Available in Flex-Head

• Adjustable angle flex-head provides better access to hard-to-reach fasteners

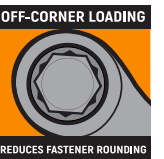


90T More Ergonomic

New 90T with thicker beam



72T with narrower beam



GET MORE GEARWRENCH
More Length. More Teeth. More Access.