

# CLASSIC 400 SERIES™ C-CLAMPS


## DEEP THROAT CLAMPS



HI-VIS



V GROOVED ANVIL



HI-VIS SAFETY  
YELLOW FRAME



REPLACEABLE  
PERMA-PADS



**NOTE:**

- Meets federal spec # GGG-C-406a, Type I, Class A, Grade a, Style 1 & 2
- Hi Vis conforms to OSHA safety color standard for physical regulation #1910.144

## FEATURES

**DROP FORGED:**

- Manufactured for greater strength under regular strength applications

**ACME ROLLED SPINDLE:**

- Threads provide continuous smooth operation for faster clamping action and maximum strength

**BLACK OXIDE COATING:**

- Spindles and PERMA-PADS® are treated to resist corrosion

**V GROOVED ANVIL:**

- Feature allows secure holding of all materials including rounds, squares and flats


## IDEAL FOR

- Steel Fabrication
- Industrial Maintenance
- Production
- Repair Operations

Stock No.	Model	Nominal Opening Capacity (in.)	Throat Depth (in.)	Clamping Force (lbs.)	Spindle Size(in.)	Net Weight (lbs.)
<b>CLASSIC 400 SERIES™</b>						
14214	402	0 – 2-1/8	2-1/4	3,500	9/16	2
14228	403	0 – 3	2-1/2	3,500	9/16	2
14242	404	0 – 4-1/4	3-1/4	6,200	3/4	4
14256	406	0 – 6-1/16	4-1/8	6,600	3/4	5
14270	408	0 – 8-1/4	5	6,900	3/4	8
14284	410	2 – 10-1/8	6	8,000	3/4	11
14298	412	2 – 12-1/4	6-5/16	9,300	7/8	14
<b>CLASSIC 400 SERIES™ HI-VIS SAFETY</b>						
14300	402-SF	0 – 2-1/8	2-1/4	3,500	9/16	1
14301	403-SF	0 – 3	2-1/2	3,500	9/16	2
14302	404-SF	0 – 4-1/4	3-1/4	6,200	3/4	4
14303	406-SF	0 – 6-1/16	4-1/8	6,600	3/4	5
14305	408-SF	0 – 8-1/4	5	6,900	3/4	7
14306	410-SF	2 – 10-1/8	6	8,000	3/4	11
14307	412-SF	2 – 12-1/4	6-5/16	9,300	7/8	15

# SPARK-DUTY™ 400P AND HI-VIS C-CLAMPS

## SPATTER RESISTANT COPPER




400P

HI-VIS



V-GROOVED ANVIL



HI-VIS SAFETY  
YELLOW FRAME



COPPER PLATED SPINDLE  
AND PERMA-PADS®



**NOTE:**

- Hi Vis conforms to OSHA safety color standard for physical regulation #1910.144

## FEATURES

**DROP FORGED:**

- Manufactured for greater strength under regular strength applications

**V GROOVED ANVIL:**

- Feature allows secure holding of all materials including rounds, squares and flats

**ACME ROLLED SPINDLE:**

- Threads provide continuous smooth operation for faster clamping action and maximum strength

**COPPER PLATED:**

- Spindles and pads are copper plated to provide resistance to welding splatter and corrosion

## IDEAL FOR

- Steel Fabrication
- Industrial Welders

Stock No.	Model	Nominal Opening Capacity (in.)	Throat Depth (in.)	Clamping Force (lbs.)	Spindle Size(in.)	Net Weight (lbs.)
<b>SPARK-DUTY 400P</b>						
14215	402-P	0-2-1/8	2-5/8	3,500	9/16	2
14229	403-P	0-3	2-1/2	3,500	5/8	2
14243	404-P	0-4-1/4	3-1/4	6,200	3/4	4
14257	406-P	0-6-1/16	4-1/8	6,600	3/4	5
14271	408-P	0-8-1/4	5	6,900	3/4	8
14285	410-P	2-10-1/8	6	8,000	3/4	10
14299	412-P	2-12-1/4	6-5/16	9,300	7/8	15
<b>SPARK-DUTY 400CS HI-VIS</b>						
20479	H402CS	0 – 2	2	3,500	1/2	2
20481	H403CS	0 – 3	2-3/8	3,500	5/8	2
20483	H404CS	0 – 4	2-3/4	6,200	3/4	3
20484	H406CS	0 – 6	3-5/8	6,600	3/4	5
20485	H408CS	0 – 8	4-1/2	6,900	3/4	8
20486	H410CS	2 – 10	5-3/8	8,000	7/8	12
20487	H412CS	2 – 12	5-3/4	9,500	7/8	15



# JUNIOR® & SUPER JUNIOR® C-CLAMPS

**SUPER SMALL. SUPER TOUGH.**

566/588 JUNIOR



SUPER JUNIOR



ZINC PLATED SCREW




FORGED STEEL FRAMES



NYLON CAPS/FOOT INSERTS

# C-CLAMP REPLACEMENT PARTS



## FEATURES

### ZINC PLATED SCREW:

- Steel spindles are treated to resist corrosion extending life

### FORGED STEEL FRAMES:

- Heat treated to provide a strong weight to strength ratio

### NYLON CAPS / FOOT INSERTS (566/588 JUNIOR):

- Optional feature to protect the work surface from marring

### OSCILLATING HEAD:

- Firm gripping action on angular surfaces

## IDEAL FOR

- Light-Duty Clamping
- Aircraft/Aerospace Industry
- Pattern and Mold Making

Stock No.	Model	Nominal Opening Capacity (in.)	Throat Depth (in.)	Clamping Force (lbs.)	Spindle Size (in.)	Net Weight (lbs.)
<b>SUPER JUNIOR®</b>						
21301	50	0 – 1	1	500	1/4	1
21302	51	0 – 1	1-1/2	500	1/4	1
21303	52	0 – 1-1/4	1-1/4	800	1/4	1
21304	53	0 – 1-1/2	1-1/2	850	5/16	1
21305	54	0 – 2	1-1/4	875	5/16	1
21306	55	0 – 3	1-3/8	1,100	3/8	1
21307	56	0 – 2-1/2	2-1/2	850	3/8	1
<b>566/588 JUNIOR®</b>						
22105	H566	0 – 1-1/4	1-1/4	450	1/4	1
22115	H566N	0 – 1-1/4	1-3/16	550	1/4	1
22116	H568N	0 – 2-1/2	2-5/16	550	3/4	1

Stock No.	Model	Spindle Assembly Stock No.	Perma-Pad® with Ring Stock No.
<b>BRUTE FORCE 0-SERIES</b>			
14518	1 F.C.	20203-35	N/A
14527	1-1/2 F.C.	20203-35	N/A
14536	2 F.C.	07142-35	N/A
14545	3 F.C.	07161-35	N/A
14554	4 F.C.	07147-35	N/A
14563	5 F.C.	07162-35	N/A
14572	6 F.C.	07149-35	N/A
14581	8 F.C.	07150-35	N/A
14590	10 F.C.	07151-35	N/A
14599	12 F.C.	07152-35	N/A
<b>BRUTE FORCE 100 SERIES</b>			
14114	102	1700010	2901300
14128	103	1700020	2901300
14142	104	1700030	2901310-1
14156	106	1700030	2901310-1
14170	108	1700030	2901310-1
14184	110	1700030	2901310-1
14198	112	1700030	2901310-1
<b>CLASSIC 400 SERIES</b>			
14214	402	1701080	2901300
14228	403	1701160	2901300
14242	404	1700150	2901310
14256	406	1700170	2901310
14270	408	1700190	2901310
14284	410	1700190	2901310
14298	412	1700220	2901310

Stock No.	Model	Spindle Assembly Stock No.	Perma-Pad® with Ring Stock No.
<b>CLASSIC 400 SERIES HI-VIS SAFETY</b>			
14300	402-SF	1701080	2901300
14301	403-SF	1701160	2901300
14302	404-SF	1700150	2901310
14303	406-SF	1700170	2901310
14305	408-SF	1700190	2901310
14306	410-SF	1700190	2901310
14307	412-SF	1700220	2901310
<b>SPARK-DUTY 400P</b>			
14215	402-P	1701090	2901330
14229	403-P	1701110	2901330
14243	404-P	1700160	2901340
14257	406-P	1700180	2901340
14271	408-P	1700210	2901340
14285	410-P	1700210	2901340
14299	412-P	1700230	2901340
<b>SPARK-DUTY 400CS HI-VIS SAFETY</b>			
20479	H402CS	1701090	2901330
20481	H403CS	1701110	2901330
20483	H404CS	1700160	2901340
20484	H406CS	1700180	2901340
20485	H408CS	1700210	2901340
20486	H410CS	1700210	2901340
20487	H412CS	1700230	2901340

Stock No.	Model	Spindle Assembly Stock No.	Perma-Pad® with Ring Stock No.
<b>4400 SERIES DEEP THROAT</b>			
14350	4404	1700150	2901310
14375	4406	1700170	2901310
14400	4408	1700170	2901310
<b>800 SERIES STANDARD DEPTH</b>			
14714	802	1701080	2907920
14728	803	1701160	2907920
14742	804	1700750	2901320
14756	806	1700740	2901320
14770	808	1700190	2907930
14784	810	1700190	2907930
14798	812	1700630	2907930

