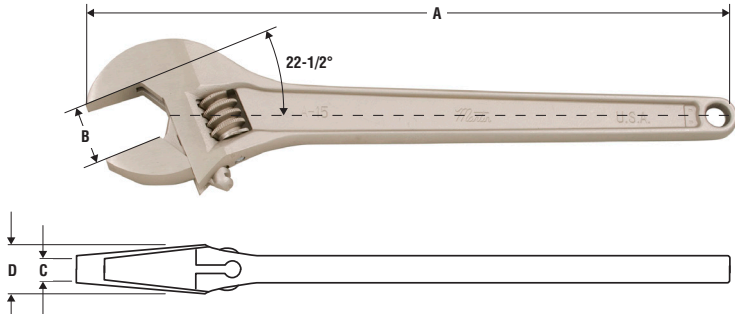


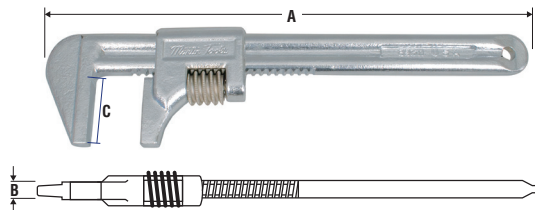
Adjustable Wrench



Drop Forged American Alloy Steel
Extra Wide Capacity
Light Weight
Thin Tapered Head
22-1/2° Angle
Chrome and Industrial Black Finish

Size Length	Capacity	Thickness of Head		Weight Each (lb)	Part Number		Std. Pkg. Qty.	Size Length
		Jaw Tip	Extreme		Chrome	Industrial Black		
A	B	C	D					A
6	15/16	7/32	3/8	.26	A6	A6T	6	6
8	1-1/8	17/64	1/2	.48	A8	A8T	6	8
10	1-5/16	23/64	19/32	.80	A10	A10T	6	10
12	1-1/2	15/32	23/32	1.30	A12	A12T	6	12
15	1-3/4	19/32	31/32	3.00	A15	A15T	6	15
18	2-3/16	23/32	13/16	5.65	A18	A18T	1	18
24	2-1/2	7/8	13/8	8.60	A24	A24T	1	24


Adjustable Auto Wrench



Drop Forged American Allow Steel
Machined and Heat Treated
Well Suited for General Repair Work

A	Max. Jaw Capacity	B	C	Weight Each (lb)	Part No. Chrome	Std. Pkg. Qty.
11	3	7/16	1-1/2	1.5	89311	1
15	3-7/8	9/16	2	2	89315	1
18	3-7/8	9/16	2-1/4	3	89318	1

Set Screw Wrench



For Hard Square Set Screws, Cap Screws & Nuts
High Grade Carbon Steel
Machined to Industry Standards

Wrench Openings	Diameter of Head	Thickness of Head	Length	Weight Each (lb)	Part No.		Std. Pkg. Qty.	Wrench Openings
					Industrial Black			
A × B	A ₁ × B ₁	C	D					A × B
3/16 × 1/4	27/32 × 1-1/16	9/32	4-1/4	.13	523		6	3/16 × 1/4
1/4 × 5/16	27/32 × 1-1/16	9/32	4-1/4	.13	525		6	1/4 × 5/16
5/16 × 3/8	1 × 1-5/16	11/32	5	.21	527		6	5/16 × 3/8
3/8 × 7/16	1-1/4 × 1-3/8	3/8	5-3/4	.33	529		6	3/8 × 7/16
3/8 × 1/2	1-1/4 × 1-3/8	13/32	5-3/4	.35	530		6	3/8 × 1/2
7/16 × 1/2	1-1/4 × 1-3/8	13/32	5-3/4	.35	531		6	7/16 × 1/2
1/2 × 5/8	1-3/4 × 1-7/8	9/16	8-1/2	.90	534		6	1/2 × 5/8

Tool Display Boards

Adjustable Wrenches

BD12		QTY.
A6	6 Adjustable Wrench	1
A6T	6 Adjustable Wrench Black	1
A8	8 Adjustable Wrench	1
A8T	8 Adjustable Wrench Black	1
A10	10 Adjustable Wrench	1
A10T	10 Adjustable Wrench Black	1
A12	12 Adjustable Wrench	1
A12T	12 Adjustable Wrench Black	1
A 15	15 Adjustable Wrench	1
A15T	15 Adjustable Wrench Black	1
A18	18 Adjustable Wrench	1
A18T	18 Adjustable Wrench Black	1
89311	11 Adjustable Auto Wrench	1



Pliers

BD13		QTY.
P206	6 Diagonal Cutting	1
P208	8 Combination Slip Joint	1
P210	10 Combination Slip Joint	1
P307	7 Lineman's	1
P308	8-1/2 Lineman's	1
P309	9-1/4 New England Pattern Lineman's	1
P407	7 Tongue and Groove	1
P506	6-1/2 Long Chain Side Cutting	1
P507	8 Long Chain Side Cutting	1
P510	10 Tongue and Groove	1
P2065	6-3/4 Combination Slip Joint	1
P2075	7 Diagonal Cutting	1
P71275	13 Tongue and Groove	1
P75	10" Retaining Ring Plier 1-1/2" - 4"	1
P1421	6" Retaining Ring Plier 1/8" - 1"	1
P1434	8" Retaining Ring Plier 1/4" - 2"	1

