












Type	Description	Part Number	Std. Pkg. Qty.
LIGHT WEIGHT TOE DOLLY	 Designed for flat surfaces. All the features of a toe dolly. Sizes 4-3/4" x 2-1/4" x 11/16". Weight 1.8 lb	1057	1
TOE DOLLY	 Thinness and length provide easy accessibility to narrow pockets. Large, flat face is frequently used in shrinking and dinging flat panels. The flat sides furnish a convenient anvil for repairing flanges. Sizes 4-3/4" x 2-3/8" x 1-1/8". Weight 3.0 lb	1058	1
SHRINKING DOLLY (SERRATED)	 Shaped like a toe dolly but has one face covered with raised serrations for shrinking metal stretched by dents. Weight 3.4 lb	1058S	1
HEEL DOLLY	 Design makes it possible to reach easily into sharp corners and wide radii. These features are exclusive to the Heel Dolly and continue its high demand. Sizes 3-1/4" x 2-1/2" x 1-7/16". Weight 2.7 lb	1059	1
GENERAL PURPOSE DOLLY	 Provides convenient and comfortable hand hold during heaviest blows. Weight, balance and several differently crowned working faces, together with two beading and flange lips, give this dolly broad general use. Sizes 2-7/8" x 2-3/8" x 2-1/4". Weight 3 lb	1060	1
UTILITY DOLLY	 High-crown dolly with one narrow beading edge. Thick rounded sides are useful in short radii curves. Wide application of uses in high-crown portions of hoods, fenders and body panels. Sizes 3-1/8" x 3" x 1-5/8". Weight 2.9 lb	1061	1
EGG SHAPED DOLLY	 This unique shape with high crown design is a very popular shape, with many different curves and angles. Sizes 1-5/8" x 2-1/2" x 3-3/4". Weight 3.1 lb	1064	1
LIGHT WEIGHT WEDGE DOLLY	 Short, slender general purpose Dolly. Good hand grip. Also used for beads or flanges on fenders. Thin edge is useful for corners and beading. Flat side works under long curve of fender. Size 2-7/64" x 2-1/2" x 4-27/64". Weight 2.7 lb	1065	1
WEDGE DOLLY	 Long, slender general purpose dolly. Widely favored by many body repair men for all-around use. The long, thin lip is very useful in working behind reinforcements. Sizes 5-3/4" x 2-3/8" x 2-3/16". Weight 4 lb	1067	1
LOW CROWN DOLLY	 Specially designed for use on low-crown panels where medium and high-crown dollies would stretch the metal. Angle between the sides and large face is less than 90°, which permits this dolly to reach into the corner of a flanged edge. Size 3-7/8" x 2-3/4" x 1-5/8". Weight 3.3 lb	1068	1
"CHAMPION" HEAVY WEIGHT DOLLY	 Heavy-duty, general purpose fender dolly. A necessity on heavy gauge fenders which resist the blows of lighter dollies. Brings out the toughest damage. Seats comfortably in the hand and protects fingers from a swinging blow. Sizes 3-3/8" x 3-3/8" x 2-11/16". Weight 4.6 lb	1070	1

Body and Fender Repair Tools Tool Sets



Part Number	644K	Wood Handles
158G	General Purpose Pick Hammer	
153GB	Cross Chisel Curved Hammer	
1036	Light Dinging Spoon	
1058	Toe Dolly Block	



Part Number	644KFG	Fiberglass Handles
158FG	General Purpose Pick Hammer	
153FGB	Cross Chisel Curved Hammer	
1036	Light Dinging Spoon	
1058	Toe Dolly Block	



Part Number	647K	Wood Handles
153GB	Cross Chisel Curved Hammer	1058 Toe Dolly Block
162G	Shrinking Hammer	1059 Heel Dolly Block
164G	Utility Pick Hammer	1060 General Purpose Dolly Block
1036	Light Dinging Spoon	



Part Number	647KFG	Fiberglass Handles
153FGB	Cross Chisel Curved Hammer	1058 Toe Dolly Block
162FG	Shrinking Hammer	1059 Heel Dolly Block
164FG	Utility Pick Hammer	1060 General Purpose Dolly Block
1036	Light Dinging Spoon	



Part Number	694K	Wood Handles
158G	General Purpose Pick Hammer	
153GB	Cross Chisel Curved Hammer	
164G	Utility Pick Hammer	
170G	Door Skin Hammer	



Part Number	694KFG	Fiberglass Handles
158FG	General Purpose Pick Hammer	
153FGB	Cross Chisel Curved Hammer	
164FG	Utility Pick Hammer	
170FG	Door Skin Hammer	



Part Number	645K
1059	Heel Dolly
1060	General Purpose Dolly
1036	Light Dinging Spoon
1057	Light Weight Toe Dolly



Dollies

BD14		QTY.
1024	Surfacing Spoon	1
1036	Light Dinging Spoon	1
1052	Spoon Dolly	1
1056	Wing-Ding Spoon Dolly	1
1057	Light Weight Toe Dolly	1
1058	Toe Dolly	1
1058S	Shrinking Dolly (Serrated)	1
1059	Heel Dolly	1
1060	General Purpose Dolly	1
1065	Light Weight Wedge Dolly	1



Wood Handle Hammers

BD15WD		QTY.
150G	Dinging Hammer	1
153G	Cross Chisel Hammer	1
153GB	Cross Chisel Curved Hammer	1
153S	Cross Chisel Shrinking Hammer	1
156GB	Curved Pick Hammer	1
158G	General Purpose Pick Hammer	1
160G	Heavy Duty Bumping Hammer	1
162G	Shrinking Hammer	1
164G	Utility Pick Hammer	1
168G	Cross Peen Finishing Hammer	1
170G	Door Skin Hammer	1



Fiberglass Handle Hammers

BD15FG		QTY.
150FG	Dinging Hammer	1
153FG	Cross Chisel Hammer	1
153FGB	Cross Chisel Curved Hammer	1
153SFG	Cross Chisel Shrinking Hammer	1
156FG	Curved Pick Hammer	1
158FG	General Purpose Pick Hammer	1
160FG	Heavy Duty Bumping Hammer	1
162FG	Shrinking Hammer	1
164FG	Utility Pick Hammer	1
168FG	Cross Peen Finishing Hammer	1
170FG	Door Skin Hammer	1

