

REFILLABLE UNIVERSAL OIL/DYE INJECTOR




To inject the oil or dye, simply connect the injector to the low side of the A/C system and twist the handle until you reach the desired amount.

- 53123** Refillable Universal Dye Injector with auto shut-off valve adapter and 2 oz (60 ml) Bottle of Concentrated A/C Dye (25 Applications)
- 53123-A** Refillable Universal Dye/Oil Injector (w/o dye) with auto shut-off valve adapter
- 53134** Refillable Oil/Dye Injector with (R134a 13 mm Connection) and 2 oz (60 ml) Bottle of Concentrated A/C Dye (25 Applications)
- 53322** Refillable Dye Injector with (1/4" Auto Shut-off Valve Connection) and 2 oz (60 ml) Bottle of Concentrated A/C Dye (25 Applications)



53123-YF REFILLABLE R1234yf OIL/DYE INJECTOR




To inject the oil or dye, simply connect the injector to the low side of the A/C system and twist the handle until you reach the desired amount. The injector hose comes complete with a R1234yf coupler.

- Heavy duty, anodized aluminum 2 oz. container with dye scales represented in 1/10 ounce, 1/4 ounce and milliliters
- Nylon barrier blue hose meets J2888, EPA, SAE and UL standards
- R1234yf low side coupler with extended disconnect sleeve and meets SAEJ639 and J2888

53223 "CARTRIDGE TYPE" UNIVERSAL DYE INJECTOR



Adding dye with the 53223 is fast and easy, simply connect the injector to the low side of the A/C system and twist the handle to the next application line. The replaceable cartridge provides 25 applications of universal dye that is compatible with all systems. The injector hose comes complete with an auto shut-off valve adapter for 1/4" FL systems.




53809 MINI DYE INJECTOR



"Cartridge Type" dye injector (10 applications) concentrated dye.

OIL INJECTOR



Excellent method for adding refrigerant oil or large amounts of UV leak detection dye to the A/C system. Add oil by allowing vacuum to pull it in after the evacuation process, or use refrigerant to push it in using the recharge system. Rugged all metal 2 oz canister. Available in standard or "easy connect" design. The standard models use a needle style valve attached between the manifold gauge set or charging equipment and A/C hose. The "easy connect" models use a ball valve design attached directly onto the end of the A/C hose. Model 82374 includes a low-side coupler on the outlet hose. Model 92376 includes auto shut-off valve on the outside hose.

STANDARD

- 90375** Standard 1/4" FFL x 1/4" MFL
- 82375** ACME 1/2" FFL x 1/2" MFL

EASY CONNECT

- 82374** 13mm-M x 13mm-F low side coupler (R134a)
- 92376** 1/4" FFL x 1/4" MFL



Mastercool®
"World Class Quality"