

Applications

CAR/MINI-VAN/SUV/TRUCK APPLICATIONS

Applications

Alignment Parts

Heavy Duty

OE Replacement

Racing/Builders

Tools

Brake and CV

Gear/Index

FORD-cont.**REAR****FRONT**

Model/Body Style	Year	Drive Type	CAMBER/TOOL	TOE/TOOL	Page	Thrust Plate	CASTER/TOOL	CAMBER/TOOL	Page
Expedition	07-17	RWD/4WD	OEMA 67275 86690	OEMA	90 131		OEMA 25680 86250, 86252	OEMA 25680 86250, 86252	82,82 127,127
Expedition	03-06	RWD/4WD	86680	OEMA	131		86640/ 83820	86640/ 83820	131/ 172
Expedition	97-02	RWD/4WD	N/A	N/A		■	87385	87385	132,132
Explorer	11-19	RWD/4WD	OEMA 84130	OEMA	126		N/A	81280	117
Explorer Sport Trac	07-10	RWD/4WD	OEMA	OEMA			OEMA	OEMA	
Explorer	06-10	RWD/4WD	OEMA	OEMA			OEMA	OEMA	
Explorer	04-05	4WD	86180	OEMA	127		86140	86140	127,127
Explorer	02-03	4WD	86180	OEMA	127		86140	26012, 26014 86140	127,83,83 127
Explorer 2 door 'Sport'	02-03	RWD/4WD	N/A	N/A		■	87310 87500	87310 87500	131,131 133,133
Explorer	02-05	RWD	86180	OEMA	127		86140	86140	127,127
Explorer	01-01	RWD	N/A	N/A		■	87310 87500	87310 87500	131,131 133,133
Explorer	01-01	4WD	N/A	N/A		■	87310 87500	26012, 26014 87310 87500	131,83,83 133,131 133
Explorer Sport Trac	01-05	RWD	N/A	N/A		■	87310 87500	87310 87500	131,131 133,133
Explorer Sport Trac	01-05	4WD	N/A	N/A		■	87310 87500	26012, 26014 87310 87500	131,83,83 133,13 133
Explorer	95-00	RWD/4WD	N/A	N/A		■	87310 87500	87310 87500	131,131 133,133
Explorer	91-94	RWD/4WD	N/A	N/A		■	23180(*)/ 87175 77880, 88830 24180/ 74400,74500	23180(*)/ 87175 77880, 88830 24180/ 74400,74500	75/ 173 171,175 79,79 170,170
EXP	82-88	FWD	81250	OEMA	117		N/A	N/A	
F-100 w/ ball joint suspension	80-83	RWD/4WD	N/A	N/A		■	N/A	24160/ 74400	79/ 170
F-100	66-79	4WD	N/A	N/A		■	23000(*)/ 4169	23000(*)/ 4169	74/ 163
F-100 w/ king pin suspension	65-83	RWD	N/A	N/A		■	N/A	N/A	
F-150 Except Raptor	04-20	RWD/4WD	86255(19)	N/A	128		OEMA 25680 86250, 86252	OEMA 25680 86250, 86252	82,82 127,127
F-150 Raptor	17-20	4WD	N/A	N/A		■	OEMA 86250 , 86252	OEMA 86250 , 86252	127,127
F-150 Raptor	10-14	4WD	86255(19)	N/A	128	■	OEMA 86250 , 86252	OEMA 86250 , 86252	127,127
F-150 Heritage	04-05	RWD/4WD	N/A	N/A		■	87385	87385	132,132
F-150	97-03	RWD/4WD	N/A	N/A		■	87385	87385	132,132
F-150	87-96	RWD	N/A	N/A		■	23180(*)/ 87175 77880, 88830 24180/ 74400, 74500 87280	23180(*)/ 87175 77880, 88830 24180/ 74400, 74500	75/ 173 171,175 79,79 170,170 131
F-150	82-86	RWD	N/A	N/A		■	N/A	24160/ 74400	79/ 170
F-150	80-96	4WD	N/A	N/A		■	23100(*)/ 77880, 88830 24130/ 74500	23100(*)/ 77880, 88830 24130/ 74500	74,74 171,175 79/ 170
F-150	66-79	4WD	N/A	N/A		■	23000(*)/ 4169	23000(*)/ 4169	74/ 163
F-150 King Pin	65-90	RWD	N/A	N/A		■	N/A	N/A	
F-250 Solid Axle - Coil Spring	05-20	RWD/4WD	N/A	N/A		■	23220(*) 23268, 23269 24220/ 74600	23220(*) 23268, 23269 24220/ 74600	76,76 76,76 79/ 170
F-250 Solid Axle - Leaf Spring	99-04	RWD/4WD	N/A	N/A		■	23130(*)/ 77880, 88830 24130/ 74500	23130(*)/ 77880, 88830 24130/ 74500	75,75 171,175 79/ 170

CAR/MINI-VAN/SUV/TRUCK APPLICATIONS

LINCOLN-cont.

REAR

FRONT

Model/Body Style	Year	Drive Type	CAMBER/TOOL	TOE/TOOL	Page	Thrust Plate	CASTER/TOOL	CAMBER/TOOL	Page
Navigator	07-17	RWD/4WD	OEMA 67275 86690	OEMA	90 131		OEMA 25680 86250, 86252	OEMA 25680 86250, 86252	82,82 127,127
Navigator	03-06	RWD/4WD	86680	OEMA	131		86640/ 83820	86640/ 83820	131/ 172
Navigator	98-02	RWD/4WD	N/A	N/A			87385	87385	132,132
Town Car	03-11	RWD	N/A	N/A			OEMA	OEMA 87365/ 02099, 85130	132/ 180,173
Town Car	91-02	RWD	N/A	N/A			OEMA	OEMA/ 88325	174
Town Car	80-90	RWD	N/A	N/A			OEMA	OEMA	
Zephyr	06-06	FWD/AWD	OEMA 67425	OEMA	93		N/A	67115/ 40920	89/ 165

MAZDA

2	11-14	FWD	N/A	N/A			N/A	81250	117
3	19-20	FWD/AWD	N/A	N/A			N/A	N/A	
3	14-18	FWD	67415	OEMA 67415 67417	93 93 93		N/A	81260	117
3 Inc. Mazdaspeed 3	04-13	FWD	67420	OEMA	93		N/A	N/A	
323	90-94	FWD/AWD	81250	OEMA 67070	117 WB		N/A	OEMA 81250	117
323	86-89	FWD/AWD	81250	OEMA	117		N/A	OEMA 81250	117
5	06-15	FWD	67420	OEMA	93		N/A	N/A	
6	14-20	FWD	N/A	OEMA			N/A	81280	117
6	09-13	FWD	67425	OEMA	93		N/A	N/A	
6 Inc. Mazdaspeed 6	03-08	FWD/AWD	OEMA 67425	OEMA	93		N/A	67115/ 40920	89/ 165
626	83-02	FWD	81250	OEMA	117		OEMA	OEMA 81250	117
626	79-82	RWD	N/A	N/A			N/A	N/A	
929	92-95	RWD	OEMA	OEMA			N/A	OEMA	
929	88-91	RWD	N/A	OEMA			OEMA	OEMA 81250	117
B-Series Pickup	98-12	RWD/4WD	N/A	N/A		■	87500	87500	133,133
B-Series Pickup	94-97	RWD/4WD	N/A	N/A		■	23180(*)/ 87175 77880, 88830 24180/ 74400, 74500 87280(24)	23180(*)/ 87175 77880, 88830 24180/ 74400, 74500	75/ 173 171,175 79,79 170,170 131
CX-3	16-20	FWD/AWD	N/A	N/A			N/A	81260	117
CX-5	13-19	FWD/AWD	67416/ 85130	OEMA 67417/ 85130	93/ 173 93/ 173		N/A	81280	117
CX-7	07-12	FWD/AWD	N/A	OEMA			OEMA	OEMA 81260	117
CX-9	16-20	FWD/AWD	N/A	OEMA			N/A	81280	117
CX-9	07-15	FWD/AWD	OEMA	OEMA			N/A	81260	117
GLC	82-85	FWD	81250	OEMA	117		N/A	OEMA 81250	117
GLC	77-83	RWD	N/A	N/A			N/A	N/A	
Millenia	95-02	FWD	OEMA	OEMA			N/A	OEMA	
MPV	89-07	FWD/AWD	N/A	N/A			OEMA	OEMA 81250	117
MX-3	92-95	FWD	81250	OEMA	117		N/A	OEMA 81250	117
MX-5 Miata (ND)	16-20	RWD	OEMA	OEMA			OEMA	OEMA	
MX-5 Miata (NC)	06-15	RWD	OEMA	OEMA			OEMA 83185	OEMA 83185	125,125
MX-5 Miata (NA/NB)	90-05	RWD	OEMA 83180	OEMA 83180	125,125		OEMA 83180	OEMA 83180	125,125
MX-6	88-97	FWD	81250	OEMA	117		OEMA	OEMA 81250	117

Applications

Alignment Parts

Heavy Duty

OE Replacement

Racing/Builders

Tools

Brake and CV

Gear/Index

Front Adjustment range:
Camber $\pm 1.00^\circ$ /Caster $\pm 1.50^\circ$

Required: 1 per wheel

APPLICATIONS

Ford: 2003 - 06 Expedition
Lincoln: 2003 - 06 Navigator

FRONT CAMBER/CASTER EXPEDITION KIT

86640

This kit allows for easy adjustment of the lower control arm to make camber and caster changes. Uses the OE bolts with the new cams and adjusting plates to give you lifetime camber and caster adjustments.



83820 - Adjusting Wrench, pg 172



Rear Adjustment range:
Camber $\pm 1.00^\circ$

Required: 1 per wheel

APPLICATIONS

Ford: 2003 - 06 Expedition
Lincoln: 2003 - 06 Navigator

REAR CAMBER EXPEDITION KIT

86680

This rear camber kit replaces the bolt on the upper control arm near the wheel. The adjusting plate locks into existing holes in the rear knuckle assembly making this a very easy-to-use and time saving kit.



Rear Adjustment range:
Camber $\pm 1.50^\circ$

Required: 1 per wheel

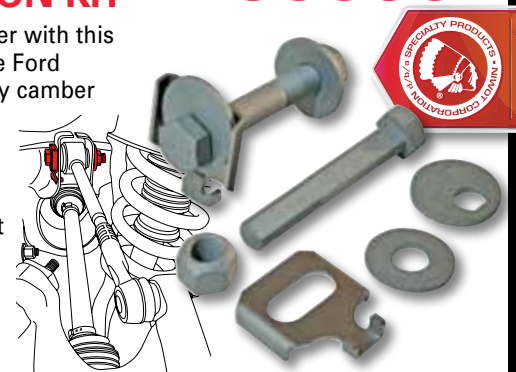
APPLICATIONS

Ford: 2007 - 17 Expedition
Lincoln: 2007 - 17 Navigator

REAR CAMBER EXPEDITION KIT

86690

Quickly and easily adjust rear camber with this cam and bracket kit designed for the Ford Expedition. This kit makes the factory camber adjustment much more simple and secure to dial in exactly where you need it and features a 700 hr salt spray tested coating for corrosion resistance and long service life. Just one kit is needed to service both sides of the vehicle. Need to add more camber adjustment? Consider our adjustable rear camber arm, SPC PN 67275 (page 90).



Front Adjustment range: Caster $\pm 2.00^\circ$

Required: 1 per axle

APPLICATIONS

Ford RWD: 1987 - 98 F250; 1987 - 98 F350
1989 - 97 Ranger
Mazda RWD: 1994 - 97 'B' Series Pickup
1991 - 94 Navajo



FORD TRUCK RWD CASTER KIT (PR)

87280

This part fits many Ford truck and vans with 20mm bolts. With this kit you can adjust caster up to $\pm 2.0^\circ$.



Front Adjustment range:
Camber $\pm 1.75^\circ$ /Caster $\pm 1.75^\circ$

Required: 1 per axle

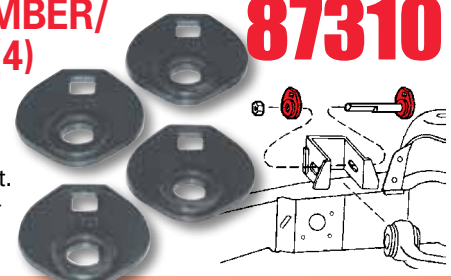
APPLICATIONS

Ford RWD/4WD: 1995 - 01 Explorer
2001 - 05 Explorer Sport Trac
1998 - 00 Ranger
Mercury RWD/4WD: 1996 - 01 Mountaineer

EXPLORER CAMBER/CASTER KIT (4)

87310

This set of 4 cams allows for quick installation without having to remove the upper control arm bolt. Change camber and caster up to $\pm 1.75^\circ$.

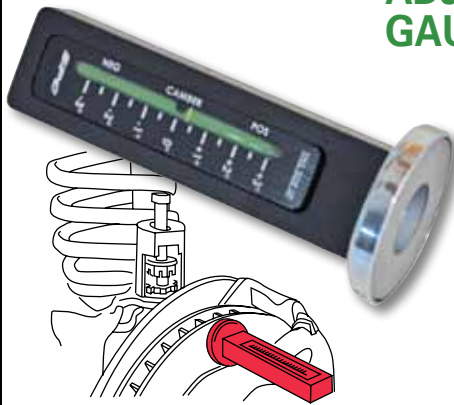


Exporting around the world

Specialty Products exports parts and tools throughout the world. Vehicles that are introduced abroad often end up in the US within a few years. With our export and international partners, SPC is able to develop parts and tools for world platform vehicles before they arrive in the US.

81139

MAGNETIC ADJUSTABLE CAMBER GAUGE



The 81139 is inexpensive, portable, and very accurate. It has a simple leveling adjustment of $\pm 3^\circ$. Housed in a durable, non-magnetic casing with a magnetic head that attaches firmly to rotors or spindles.

- 81134**
Replacement Bubble Vial
- 81133**
Replacement Magnet



- Time/money saving device.
- Return a strut to its original camber after repair or replacement.
- Measure amount of camber change movement before reinstalling alignment heads during camber kit installation.
- Check the amount of camber change before reinstalling tire and wheel assemblies on trucks receiving offset alignment bushings.
- Check camber change before, during and after EZ Cam™ (page 117) installation, saving time and money!

81309

STEEL WHEEL RIM STRAIGHTENING TOOL



For quick and easy removal of indentations on wheel flanges and rims of most vehicles. Allows proper tire seating, giving greater tire protection and durability. This tool is powder coated for added durability.

83125


HEAVY DUTY WHEEL WEIGHT TOOL



This heavy duty wheel weight tool has a special grip hammer and pliers for removal and installation of truck wheel weights. If you are using steel wheel weights, instead of lead wheel weights, this is the tool for you!

83775

GM ALIGNMENT TOOL



This tool allows for fine, accurate, easy adjustments of camber or caster on GM vehicles. No extra parts or cutting/grinding needed.

APPLICATIONS

Adjust front camber/caster

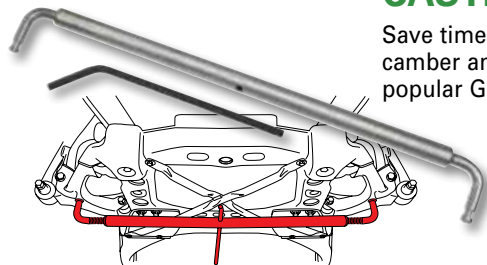
- Cadillac:** 2003-08 CTS, CTS-V
2004-09 SRX
- Chevrolet:** 1993-02 Camaro
- Pontiac:** 1993-02 Firebird, Trans Am

Adjust rear toe

- Buick:** 1979-93 Riviera
- Cadillac:** 1980-92 Eldorado, Seville
- Oldsmobile:** 1978-92 Toronado

83785

GM CAMBER/CASTER TOOL



Save time and make adjusting front camber and caster a one-person job on popular GM platforms with this turn-buckle design tool. Simply attach the tool to the front lower control arms and dial in finite changes on GM mid-size SUV's, the Chevy SSR and the Cadillac CTS/CTS-V.

APPLICATIONS

- Buick:** 2004-07 Rainer
- Cadillac:** 2003-13 CTS, CTS-V
2005-11 STS
2004-09 SRX
- Chevrolet:** 2004-06 SSR
2002-09 Trailblazer
- GMC:** 2002-09 Envoy
- Isuzu:** 2003-07 Ascender
- Oldsmobile:** 2002-04 Bravada
- Saab:** 2005-09 9-7X



83820

FORD SUV CAM ADJUSTING WRENCH



This steel wrench is specifically designed to adjust the 86640 Camber/Caster Kit (page 131). Plated for durability.

APPLICATIONS

- Ford RWD/4WD:** 2003-06 Expedition
- Lincoln RWD/4WD:** 2003-06 Navigator

Applications

Alignment Parts

Heavy Duty

OE Replacement

Racing/Builders

Tools

Brake and CV

Gear/Index