




# INFLATOR GAUGES

TRU-FLATE® Amflo®



• Tru-Flate • Amflo

## Standard Duty Inflator Gauge

Zinc die cast housing with zinc plated steel lever. Swivel dual foot chuck and replaceable brass cartridge. Complete with bleeder valve to easily release tire over inflation. Calibrated 20–120 PSI in 2 PSI increments.

*With 12" Hose and Dual Foot Chuck.*

**101TF** Carded. 10/master.

## Deluxe Inflator Gauges

Rugged zinc casting, with rubber bumper guard to protect against damage if dropped, and easy-to-read recessed sight glass. Replaceable valve assembly and gauging cartridge. Calibrated 10–120 PSI in 2 lb. steps.

*With 12" Hose and Dual Foot Chuck.*

**17-850** Carded. 10/master.

*With 24" Hose and Clip-On Chuck.*

**17-855** 1/box.

## Deluxe Straight-On Inflator Gauges *with Bleeder Valve*

Same high quality inflator gauge but with a convenient bleeder valve to enable the operator to "zero" the gauge and release pressure during filling. Allows the operator to stand away from the tire being inflated and thus meets OSHA regulation No. 1910.177.

*With 36" Hose and Straight-On Dual Foot Chuck.*

**17-860** 1/box.

*NOTE: Because of the internal construction of the Straight-On Dual Foot Chucks, they can only be installed on Tru-Flate® inflator gauges with bleeder valves.*

## Bayonet Style Inflator Gauges

Features rubber hose and chrome plated castings with brass internal parts for long life. Solid brass bar is calibrated 10–90 PSI in 2 PSI increments.

*With 12" Hose and Straight-On Tapered Chuck.*

**17-865** Carded. 5/master. **150E-RET** Carded. 5/master.

**150** 1/box.

**150-50** Bulk. 50/box.

*With 12" Hose and Swivel Dual Foot Chuck.*

**17-863** 1/box.

# MERCHANDISERS / DISPLAYS

TRU-FLATE® Amflö®

Tru-Flate® packaging combines colorful, eye-catching graphics and essential "how-to-use" information for added value to customers.


Tru-Flate displays are versatile, with interchangeable headers, moveable hooks and pre-printed back-up cards.

**96-630** Includes 96-630-02 and 96-630-03.

Purchase both panels for the widest, most complete range of couplers, plugs, chucks, fittings and gauges or order a single panel for key products.

## Couplers & Plugs

**96-630-02**




Most popular sizes of Tru-Flate, Lincoln, I/M, and Aro couplers and plugs.

| Part # | Qty. | Description                      |
|--------|------|----------------------------------|
| 13-101 | 2    | COUPLER/NIPPLE SET, 1/4" T-F     |
| 13-125 | 2    | COUPLER, 1/4" T-F, 1/4" MNPT     |
| 13-135 | 2    | COUPLER, 1/4" T-F, 1/4" FNPT     |
| 12-125 | 2    | NIPPLE, 1/4" T-F, 1/4" MNPT      |
| 12-135 | 2    | NIPPLE, 1/4" T-F, 1/4" FNPT      |
| 13-201 | 2    | COUPLER/NIPPLE SET, 1/4" I/M     |
| 13-225 | 2    | COUPLER, 1/4" I/M, 1/4" MNPT     |
| 13-235 | 2    | COUPLER, 1/4" I/M, 1/4" FNPT     |
| 12-225 | 2    | NIPPLE, 1/4" I/M, 1/4" MNPT      |
| 12-235 | 2    | NIPPLE, 1/4" I/M, 1/4" FNPT      |
| 13-301 | 2    | COUPLER/NIPPLE SET, 1/4" ARO     |
| 13-325 | 2    | COUPLER, 1/4" ARO, 1/4" MNPT     |
| 13-335 | 2    | COUPLER, 1/4" ARO, 1/4" FNPT     |
| 12-325 | 2    | NIPPLE, 1/4" ARO, 1/4" MNPT      |
| 12-335 | 2    | NIPPLE, 1/4" ARO, 1/4" FNPT      |
| 13-401 | 2    | COUPLER/NIPPLE SET, 1/4" LINCOLN |
| 13-425 | 2    | COUPLER, 1/4" LINCOLN, 1/4" MNPT |
| 13-435 | 2    | COUPLER, 1/4" LINCOLN, 1/4" FNPT |
| 12-425 | 2    | NIPPLE, 1/4" LINCOLN, 1/4" MNPT  |
| 12-435 | 2    | NIPPLE, 1/4" LINCOLN, 1/4" FNPT  |
| 13-611 | 2    | COUPLER, 3/8" T-F, 1/4" FNPT     |
| 13-613 | 2    | COUPLER, 3/8" T-F, 3/8" FNPT     |
| 12-603 | 2    | NIPPLE, 3/8" T-F, 1/4" MNPT      |
| 12-605 | 2    | NIPPLE, 3/8" T-F, 3/8" MNPT      |
| 12-705 | 2    | NIPPLE, 1/2" T-F, 1/2" MNPT      |
| 13-713 | 2    | COUPLER, 3/8" T-F, 1/2" FNPT     |
| 13-755 | 2    | PUSH COUPLER, 1/4" I/M, 1/4"     |
| 13-537 | 2    | COUPLER, 3/8" I/M, 3/8" FNPT     |
| 12-527 | 2    | NIPPLE, 3/8" I/M, 3/8" MNPT      |
| 13-515 | 1    | COMBO COUPLER, 1/4" FNPT         |
| 96-901 | 1    | COUPLER TEST BAR                 |

## Blowguns, Chucks & Fittings

**96-630-03**



Most popular air hose fittings, chucks, and blowguns.

| Part #    | Qty. | Description                         |
|-----------|------|-------------------------------------|
| 21-123    | 2    | FITTING, BARB, 1/4" ID x 1/4" MNPT  |
| 21-133    | 2    | FITTING, BARB, 5/16" ID x 1/4" MNPT |
| 21-143    | 2    | FITTING, BARB, 3/8" ID x 1/4" MNPT  |
| 21-147    | 2    | FITTING, BARB, 3/8" ID x 3/8" MNPT  |
| 17-850    | 2    | GAUGE, INFLATOR-DELUXE              |
| 21-323    | 2    | FITTING, HOSE-SWIVEL, FEMALE        |
| 21-423    | 2    | HOSE SPLICER, 1/4" ID               |
| 21-467    | 2    | HOSE SPLICER, 3/8" ID               |
| 21-505    | 2    | COUPLING, 1/4" MNPT x 1/4" MNPT     |
| 21-515    | 2    | COUPLING, 1/4" FNPT x 1/4" FNPT     |
| 21-535    | 2    | BUSHING, 1/4" FNPT x 3/8" MNPT      |
| 21-603    | 2    | AIRLINE SWIVEL, 1/4" MNPT x 3/8"    |
| 21-605    | 2    | AIR SWIVEL, 1/4" MNPT x 1/4" FNPT   |
| 17-351    | 2    | CHUCK, DIRECT AIRLINE               |
| 17-353    | 2    | CHUCK, DIRECT AIRLINE W/CLIP        |
| 17-383    | 2    | CHUCK, DIRECT AIRLINE, DUAL FOOT    |
| 41-125    | 2    | AIRLINE MANIFOLD, 3-IN-ONE, 1/4"    |
| 17-373    | 2    | CHUCK, GRIP-TITE                    |
| 17-355    | 2    | CHUCK, SNAP-ON W/CLIP               |
| 41-101    | 2    | IN-LINE TOOL OILER                  |
| 4-25E-RET | 2    | HOSE W/FTGS, 25"-FAST STORE         |
| 18-203    | 2    | BLOWGUN, STANDARD-LEVER             |
| 18-233    | 2    | BLOWGUN, SAFETY-LEVER               |
| 18-207    | 2    | BLOWGUN, STANDARD-RUBBER TIP        |
| 18-603    | 2    | BLOWGUN, ADJUSTABLE I/M             |

# MERCHANDISERS / DISPLAYS

TRU-FLATE® Amflö®

## 4-Panel Display Cont.

**96-650** Tru-Flate's most popular air line accessories and tire hardware conveniently mounted on 4 display panels. Free standing display swivels for space efficiency, easy product selection and restocking. Includes Coupler Test Bar for easy in-store identification of coupler and plug design style.

## Chucks, Fittings & Gauges

**96-650-12** (Panel 3)



| Part #    | Qty. | Description                           |
|-----------|------|---------------------------------------|
| 17-351    | 2    | CHUCK,BALL FOOT,DIRECT AIRLINE        |
| 17-353    | 2    | CHUCK,BALL FOOT,DIRECT AIRLINE W/CLIP |
| 17-383    | 2    | CHUCK, DIRECT AIRLINE, DUAL FOOT      |
| 17-385    | 2    | CHUCK,DUAL LOCKING STRAIGHT-ON        |
| 17-389    | 2    | CHUCK, BALL FOOT, DIRECT, 1/4" MNPT   |
| 17-850    | 1    | INFLATOR GAUGE, DUAL FOOT CHUCK       |
| 17-369    | 2    | CHUCK, BALL FOOT, DIRECT, 1/4" MNPT   |
| 41-101    | 1    | IN-LINE TOOL OILER                    |
| 21-123    | 2    | FITTING, BARB, 1/4" ID X 1/4" MNPT    |
| 21-133    | 2    | FITTING, BARB, 5/16" ID X 1/4" MNPT   |
| 21-143    | 2    | FITTING, BARB, 3/8" ID X 1/4" MNPT    |
| 21-147    | 2    | FITTING, BARB, 3/8" ID X 3/8" MNPT    |
| 21-323    | 2    | FITTING, SWIVEL, 1/4" ID X 1/4" FNPS  |
| 21-423    | 2    | HOSE SPLICER, 1/4" ID                 |
| 21-467    | 2    | HOSE SPLICER, 3/8" ID                 |
| 21-505    | 2    | COUPLING, 1/4" MNPT X 1/4" MNPT       |
| 4-25E-RET | 1    | FAST STOR HOSE W/ FITTINGS, 25', 1/4" |
| 21-515    | 2    | COUPLING, 1/4" FNPT X 1/4" FNPT       |
| 21-535    | 2    | BUSHING, 1/4" FNPT X 3/8" MNPT        |
| 21-557    | 2    | DRAIN COCK, 1/4"                      |
| 41-300    | 1    | HOSE REPAIR KIT                       |
| 21-605    | 2    | AIRLINE SWIVEL, 1/4" MNPT X 1/4" FNPT |
| 21-707    | 2    | SAFETY VALVE, 1/4", 125 PSI           |

## Tire Maintenance Center

**96-650-13** (Panel 4)



| Part #   | Qty. | Description                    |
|----------|------|--------------------------------|
| 38-505   | 2    | PLASTIC VALVE CAP,VC8          |
| 38-600-4 | 2    | SCREWDRIVER TYPE VALVE CAP,VC2 |
| 38-712-4 | 2    | HEX VALVE CAP                  |
| 38-772-4 | 2    | DOME TYPE CAP,VC3              |
| 38-790-4 | 2    | VALVE CORE,C-1                 |
| 38-507   | 2    | LONG PLASTIC VALVE CAP         |
| 38-510   | 2    | GREEN NITROGEN VALVE CAP       |
| 38-900   | 2    | TANK VALVE,1/8"MNPT            |
| 38-325-4 | 2    | PLASTIC VALVE EXTENSION,1-1/4" |
| 38-315-4 | 2    | VALVE EXTENSION,1-1/4"         |
| 30-413-2 | 2    | SNAP-IN VALVE,TR413            |
| 30-414-2 | 2    | SNAP-IN VALVE,TR414            |
| 30-415-2 | 2    | SNAP-IN VALVE,TR415            |
| 30-418-2 | 2    | SNAP-IN VALVE,TR418            |
| 30-445   | 2    | HIGH PERFORMANCE TIRE VALVE    |
| 30-316-4 | 2    | CHROME VALVE SLEEVES,TR413     |
| 12-077   | 3    | UNIVERSAL CEMENT,2 OZ          |
| 14-130   | 3    | TUBE TIRE REPAIR KIT           |
| 15-165   | 3    | RADIAL REPAIR KIT              |
| 15-169   | 3    | PERMA-STRIP PATCH              |
| 41-067   | 2    | TIRE VALVE REPAIR TOOL         |
| 14-134   | 3    | FOIL BACK REPAIR KIT           |
| 17-236   | 2    | YELLOW TIRE MARKING CRAYON     |
| 40-395   | 1    | TREAD DEPTH GAUGE              |
| 41-466   | 1    | VALVE FISHING TOOL             |
| 15-162   | 2    | SUPER-GRIP TIRE REPAIR KIT     |