
















**DIESEL ENGINE COMPRESSION TEST ADAPTERS  
FOR USE WITH CAT. NO. 34700**

	APPLICATION	ENGINE	TESTING PORT	THREAD	CAT. NO.
<b>34730</b> 	Allis Chalmers	6000, 7000, 10000 & 11000	Fuel Injector	N/A	34800
	Audi	All	Fuel Injector	24mm-2.00	34740
<b>34740</b> 	Bacharach	Allows a Bacharach brand adapter to be used with our tester, Catalog No. 34700	N/A	N/A	34770
	Bedford	200, 220, 300, 330, 466	Fuel Injector	N/A	34800
	BMW	2.4L	Glow Plug	12mm-1.25	34880*
<b>34760</b> 	Case, J. I.	Models not using pencil nozzle	Fuel Injector	N/A	34800
		70 Series, 188 & 207 C.I.D. pencil nozzle	Fuel Injector	N/A	35300
		8.3L	17mm Injector	N/A	35690
<b>34770</b> 	Caterpillar	"Capsule" type nozzles including models D-336, 1674, 1676, 3406, 3406B, 3408 & 3412	Fuel Injector	N/A	35200
		1100 & 3208 Series	Fuel Injector	N/A	35300
		3054, 3056	Injector	25mm-1.50	35730
<b>34780</b> 	Chevy Luv	1.8L & 2.2L	Glow Plug	10mm-1.25	34950
	Cummins	6 BT, 4.02" bore, 5.9L	Fuel Injector	24mm-2.00	34740
		V-185, V-210, V-225, V-555, VT-255 & VT-555	Fuel Injector	N/A	34760
<b>34800</b> 		These 5½" bore engines: NH (855 cubic inches), V-6, V-8 & V-12 & 903 V-8 Cylindrical PTB	Fuel Injector	N/A	34840
		5.9L 24 Valve electronic injection and 5.9L ISB, ISBE, ISC & QSB diesel engines	Fuel Injector	N/A	35600
		C Series 8.3L	17mm Injector	N/A	35690
		B Series 3.3L	17mm Injector	N/A	35700
<b>34840</b> 	Cummins/Case "B" Series	2.9L, 3.9L, 5.9L	Fuel Injector	24mm-1.50	35150
<b>34880</b> 	Deere, John	Early 300, 400 & 500 Series, 276, 404 & 531, C.I.D.	Fuel Injector	N/A	35300
		404, 466, 531, 619	21mm Injector	N/A	34800 or 35680
<b>34950</b> 	Detroit Diesel	53, 71, 92, 110, 149, V53, V71 with low or high clamp injector hold down	Fuel Injector	N/A	35100
		Series 40	Fuel Injector	N/A	35710
<b>35000</b> 	Deutz	Some Models	17mm Injector	N/A	35690
	Dodge/Cummins	5.9L	Fuel Injector	24mm-1.50	35150
	Fiat Allis	8035-02-300, 8035-02-301, 8035-02-302, 8045-02, 8045-03	Fuel Injector	N/A	34800
<b>35100</b> 	Ford Escort	2.0L	Glow Plug	10mm-1.25	35550

Continued on Page 31

Continued from Page 30

APPLICATION	ENGINE	TESTING PORT	THREAD	CAT. NO.	
Ford/Navistar	6.9L & 7.3L	Glow Plug	10mm-1.00	34730	 <b>35150</b>
	7.3L Turbo, Direct Injection (Power Stroke)	Glow Plug	10mm-1.00	35250	
	Power Stroke 6.0L & 6.4L engines found on F-250 through F-550 trucks and International VT 365	Glow Plug	14mm-1.25	35650	 <b>35200</b>
	2011 and up 6.7L Power Stroke V8 turbocharged engine found in F-Series vehicles	Glow Plug	8mm-1.00	35450	 <b>35250</b>
	6.6L, 7.8L, Bosch	21mm Injector	N/A	35680	 <b>35300</b>
	6.7L Super Duty Pickups from 2010 to current (F-250 & F-350), Medium duty trucks (F-450 & F-550)	Glow Plug	8mm-1.00	35740	 <b>35350</b>
Ford Tractor	All	Fuel Injector	N/A	34800	 <b>35400</b>
General Motors	4.3L & 5.7L	Glow Plug	10mm-1.00	34730	 <b>35450</b>
	4.3L, 5.7L & 6.2L & 6.5L Turbo	Glow Plug	10mm-1.00	35000	
	Duramax 6.6L (2001-2005)	Glow Plug	10mm-1.25	35550	 <b>35500</b>
	6.2L & 6.5L V8 True Diesel (1982 - 2002)	Glow Plug	10mm-1.00	35670	
	Duramax 6.6L (2005 and up)	Glow Plug	10mm-1.25	35660	 <b>35550</b>
	Duramax ID415	17mm Injector	N/A	35700	 <b>35600</b>
Hatz	Some models	17mm Injector	N/A	35700	 <b>35650</b>
Hummer H1	Optimizer 6500 V8 Turbo (1992 - 2004) & 6.2L V8	Glow Plug	10mm-1.00	35670	 <b>35660</b>
International Harvester	D/DT 361, D/DT 429, DV 462, DV/DVT 550, D/DT 407, DT/DVT 573	21mm Injector	N/A	34800 or 35680	 <b>35670</b>
Isuzu	1.8L & 2.2L	Glow Plug	10mm-1.25	34950	 <b>35680</b>
Jeep	Liberty 2.8L (2005)	Glow Plug	10mm-1.00	35670	
Kubota	Various	Glow Plug	8mm-1.00	35500	 <b>35690</b>
	Various	Glow Plug	10mm-1.25	35550	
	D722, D902, D950, D1105, V1505, V2203	Glow Plug	8mm-1.00	35720	
Lincoln Continental Mark VII	1984 & 1985 car models	Glow Plug	12mm-1.25	34880*	
Mack Truck	END 405, 457, 475, 510, 519, 605, 672, 673, 674, 711, 864 ENDT 673, 675, 676, 865, 866	Fuel Injector	N/A	34800	<b>35670</b>
Massey Ferguson	4.203, 4.236, 4.248, 6.354, 8.540	21mm Injector	N/A	35680	<b>35680</b>
Mercedes Benz	Cars & trucks with 24mm ports	Fuel Injector	24mm-2.00	34740	<b>35690</b>
	12mm is for Model 300 & 300 Turbo Diesel from 1978 and the 250 & 350 Turbo models. 18mm is for all regular Mercedes Benz engines & Model 300 prior to 1978.	Glow Plug	12mm-1.25 & 18mm-1.50 (Piggy-Back Style)	34780	
	2.7L	Glow Plug	10mm-1.00	35670	

Continued on Page 32

Continued from Page 31



**35700**



**35710**



**35720**



**35730**



**35740**

APPLICATION	ENGINE	TESTING PORT	THREAD	CAT. NO.
Mitsubishi	2 and 3 Cylinder	Glow Plug	10mm-1.25	35550
Mitsubishi-Fuso	Medium	21mm Injector	N/A	35680
Navistar	6.9L & 7.3L	Glow Plug	10mm-1.00	34730
	DT360, DT466, 9.0L, 312, 360, 414, 436 & 446 C.I.D.	Fuel Injector	N/A	35350
Navistar/ International	312, 360, 414, 436, 446, C.I.D. (1980's)	21mm Injector	N/A	35700
	7.6L DT466E (1994 - 2004), 8.7E DT530E	Injector	N/A	35710
Onan	DSL, MDSL	Fuel Injector	N/A	34800
Perkins	3.125, 4.203, 4.236, 4.248, 4.318, 6.354, 6.370, 8.540, 8.640, Phaser/1004, Phaser/1006	21mm Injector	N/A	35680
	1000 Series	21mm Injector	24mm-1.50	35730
Peugeot	For Peugeot diesel passenger cars having either 12mm-1.25 or glow plug 18mm-1.50 port holes	Glow Plug	12mm-1.25 & 18mm-1.50	34880* (Piggy-Back Style)
Scania	DN11, DS11	21mm Injector	N/A	35680
Sprinter (Mercedes/ Freightliner/ Dodge)	Inline 5 Cylinder 2.7L OM612/OM647 (2001-2006)	Glow Plug	10mm-1.00	35670
	V6 3.0L, OM642 (2006 to present)	Glow Plug	8mm-1.00	35740
Toyota	1.8L	Glow Plug	10mm-1.25	34950
	2.2L	Glow Plug	10mm-1.25	35550
Volkswagen	Older cars & trucks without TDI	Fuel Injector	24mm-2.00	34740
	TDI (ALH & BEW Series)	Glow Plug	10mm-1.00	35400
Volvo	All cars & trucks	Fuel Injector	24mm-2.00	34740
Volvo Penta	MD marine engines	17mm Injector	N/A	35690
Waukesha	180 DLC, 190 D, 195 D, 197 D	Fuel Injector	N/A	34800
	D155D	Fuel Injector	N/A	35300
Westerbeke	Marine engines	21mm Injector	N/A	35680
White Farm	66, 77, 88, 99, 166, 177, 188, 199, 550, 660, 770, 880, 950, 1550, 1555, 1600, 1650, 1655, 1750, 1755, 1800, D2000, 2300, 3000	21mm Injector	N/A	35680
Wisconsin	340, 350, 430, 660, 670, 750, 860, 1000	21mm Injector	N/A	35680
Yanmar	Some models	17mm Injector	N/A	35690

**DO YOU HAVE AN IDEA FOR A NEW TOOL?  
IF SO, IT COULD BE WORTH EXTRA MONEY!  
WRITE OR CALL OUR NEW PRODUCTS MANAGER AT 800-888-2080.**