

SEM[®] SPRAYABLE SOUND DAMPENING


STANDARD OPERATING PROCEDURE



1 **PREP**
Clean with **SEM Solve** or **XXX Universal Surface Cleaner**. Wipe clean in one direction with clean, lint-free cloth.




2 **SAND**
Sand primer with P180 grit. Sand bare metal with P80 grit. Blow off and tack clean. Re-clean with **SEM Solve** or **XXX Universal Surface Cleaner**. Wipe clean in one direction with clean, lint-free cloth.



3 **SET UP EQUIPMENT**
Place **Dual-Mix™ Sound & Seal Sprayable Coating** into **Universal Pneumatic Applicator**. Equalize cartridge until sides dispense equally. Attach **Quick Spray System** to applicator and cartridge.

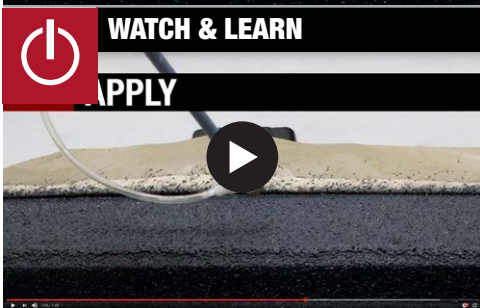
⚠ Do not cut static mixer tip.



4 **APPLY**
Apply to necessary areas, duplicating existing texture in one coat.

⚠ Do not apply over self etching primer.

ⓘ To achieve various textures, modify the air pressure, spray distance and spray tip.



WATCH THE VIDEO AT:
semproducts.com/sop-sound-dampening



PRODUCT LIST



PREP

Part	Product	Size
38371	SEM Solve	Gallon
38373	SEM Solve	20 oz. Aerosol
38374	SEM Solve	Square Quart
40401	XXX Universal Surface Cleaner	Gallon
40404	XXX Universal Surface Cleaner	Quart



APPLY

Part	Product	Size
40977	Dual-Mix Sound & Seal Sprayable Coating	7 oz. Cartridge



EQUIPMENT

Part	Product
70039	Universal Pneumatic Applicator
70100	Quick Spray System Starter Kit

ADDITIONAL 2K SOUND DAMPENING PRODUCTS



DUAL-MIX CARTRIDGES

Part	Product	Size
39357	Flexible Urethane Foam	7 oz. Cartridge
39977	Panel Vibration Control Material	7 oz. Cartridge
39997	Rigid Urethane Foam	7 oz. Cartridge

SEM Products, Inc.
Rock Hill, SC 29730
Tech Support: 1-800-831-1122
Customer Care: 1-866-327-7829
semproducts.com

