














**FIC203, FPT22, FPT290 & TFS203 PARTS LISTING**

	PART #	DESCRIPTION	PCS. IN FIC203/TFS203	PCS. IN FPT22	PCS. IN FPT290
	720	Fuel Injection Canister Line Adapter	—	—	1
	721	Fuel Injection Canister Line Adapter	1	1	1
	722	Fuel Injection Canister Line Adapter	—	—	1
	FPT05	Shut Off Valve Assembly	—	1	1
	FSA10	5/16" Quick Connect Line Adapter [Female]	1	1	1
	FSA15	5/16" Quick Connect Line Adapter [Male]	—	1	1
	FSA20	3/8" Quick Connect Line Adapter [Female]	—	1	1
	FSA22	3' Extension Hose	—	1	—
	FSA25	3/8" Quick Connect Line Adapter [Male]	—	1	1
	FSA30	3/8" Quick Connect Line Adapter [90° Female]	1	1	1
	FSA32	6' Extension Hose	—	—	1
	FSA35	Schrader Valve Line Adapter Set (Large & Small)	1	1	1
	FSA40	3/8" GM Line Adapter [Female]	—	1	1
	FSA45	3/8" GM Line Adapter [Male]	—	1	1
	FSA46	3/8" GM Line Adapter [90° Male]	1	1	1
	FSA50	9/16" Female Spring Lock Line Adapter	—	1	1
	FSA55	9/16" Male Spring Lock Line Adapter	1	1	1
	FSA60	14mm Foreign Female Line Adapter	—	1	1
	FSA65	14mm Foreign Male Line Adapter	1	1	1
	FSA70	12mm Female Banjo Line Adapter	1	1	1
	FSA71	14mm Female Banjo Line Adapter	—	—	—
	FSA75	12mm Male Banjo Line Adapter	—	1	1

**SPECIALTY TOOLS**

