

***11700 DURAMAX LB7 INJECTOR PULLER KIT**

Designed to remove diesel injectors, straight out without being rocked, eliminating the possibility of loosening the sleeves or damaging the injector. Saves half hour per sleeve. ***See Replacement Parts Page 43-44**

14 X 1.5 adapter

Applications: GM

Duramax LB7

2001-2004

Sleeve removal



Assembly

11800 BMW INJECTOR PULLER

Developed for easy removal of injectors on all BMW's with direct injection. Simply screw the tool on to the top of the injector then, with 1 or 2 taps with slider, the injector will come out easily. This SP Tool is much more compact and easier to use than other injector pullers for BMW engines which greatly reduces the amount of time to replace injectors making more profit for technicians.



12 X 1.5 adapter



11880 HEAVY-DUTY PITMAN ARM POPPER U.S. PATENT# 9,085,068

Work safer and more efficiently using the Pitman Arm Remover for removing large Pitman Arms on 3/4 to 1 ton pickup trucks. This tool design is forged construction so that it is secured and locked in place while being utilized. This forged design allows for less torque and space, often eliminating the need to remove the steering box. The Pitman Arm Remover is made of components made to last and resist corrosion better than conventional Pitman pullers that become faulty over time.

Applications:

Dodge	2500/3500	2010-current
Ford	F250/F350	2008-current
GM	2500/3500	2010-current



12150 27mm 12 POINT DURAMAX FUEL RAIL PRESSURE WRENCH

Designed to remove the fuel rail pressure sensor located in the rear end of the right fuel rail under the EGR cooler. The pivoting handle increases mobility in the tight engine space minimizing the amount of components that need to be removed.



Applications:


Duramax LBZ, LMM 2006-2010

***12200 VW/AUDI DIESEL INJECTOR PULLER**

- The correct tool "all in one" kit saves time
- Straight 14 X 1.5 adapter for injectors with liner fittings
- 90° hooked adapter for P.D. injectors
- Angled 14 X 1.5 threaded adapter for injectors with angled side fittings
- Includes one pound slide hammer



***See Replacement Parts Page 43-44**



AUDI

12200 VW / AUDI DIESEL INJECTOR PULLER




See Page 8

12700 & 12730 AUDI, BMW, VW BRAKE BLEEDER WRENCHES 11mm



See Page 9

12900 AUDI, BMW, VW, PORSCHE ALIGNMENT WRENCH



See Page 9

61600 FAN CLUTCH WRENCH



See Page 15, 16, 28, 28, 31, 32

62100 AUDI, BMW, VW FAN CLUTCH WRENCH



See Page 16, 32

67600 AUDI & VW TIMING BELT PULLEY HOLDER



See Page 20

67650 AUDI & VW TIMING BELT TENSIONER RELEASE TOOL



See Page 20

68950 AUDI, BMW & VW 32mm 12 POINT DEEP SOCKET AXLE NUT



See Page 21

83400 CIS FUEL INJECTOR PULLER



See Page 24

86400 AUDI & VW TENSION PULLEY SPANNER WRENCH



See Page 25

87300 VW & AUDI STRUT SHOCK NUT SOCKET



See Page 25

89250 MASTER CYLINDER PRESSURE CAP



See Page 26

96280 AUDI & VW POWER STEERING & WATER PUMP PULLEY REMOVAL & REPLACEMENT AID



See Page 29

BMW

11800 BMW INJECTOR PULLER



See Page 8

12500 BMW T-60 TORX SERPENTINE BELT TENSIONER TOOL




See Page 9

12700 & 12710 AUDI, BMW, VW BRAKE BLEEDER WRENCHES 11mm



See Page 9

12900 AUDI, BMW, VW, PORSCHE ALIGNMENT WRENCH



See Page 9

13400, 13410, 13420 BMW INJECTOR LINE SOCKETS 14mm & 17mm 12 POINT 3/8" DRIVE



See Page 11

61600 FAN CLUTCH WRENCH



See Page 15, 16, 28, 29, 30, 31

62100 AUDI, BMW, VW FAN CLUTCH WRENCH



See Page 16, 32

63100 BMW "A" ARM THRUST BUSHING WRENCH



See Page 16

68950 AUDI, BMW & VW 32mm 12 POINT DEEP SOCKET AXLE NUT



See Page 21

MERCEDES BENZ

**12800 MERCEDES BENZ
272 /273 CAM LOCK**



See Page 9


PORSCHE

**12900 AUDI, BMW, VW,
PORSCHE ALIGNMENT
WRENCH**



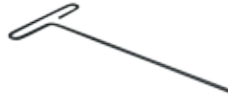
See Page 9

**80400 BOSCH
ADJUSTMENT WRENCH**



See Page 23

**80460 BOSCH
ADJUSTMENT WRENCH**



See Page 24

**80350 PORSCHE & VW
FLYWHEEL LOCK**



See Page 23

**83400 CIS FUEL INJECTOR
PULLER**



See Page 24

VOLVO

**10950 HONDA / ACURA /
VOLVO SERPENTINE BELT
TENSIONER**



See Page 5

**69800 VOLVO FUEL PUMP
SOCKET**



See Page 22

VW

**12200 VW / AUDI DIESEL
INJECTOR PULLER**



See Page 8

**12700 & 12720 AUDI,
BMW, VW BRAKE BLEEDER
WRENCHES 11mm**



See Page 9

**12900 AUDI, BMW, VW,
PORSCHE ALIGNMENT
WRENCH**



See Page 9

**67600 AUDI & VW TIMING
BELT PULLEY HOLDER**



See Page 20

**67650 AUDI & VW
TIMING BELT TENSIONER
RELEASE TOOL**



See Page 20

**68950 AUDI, BMW & VW
32mm 12 POINT DEEP
SOCKET AXLE NUT**



See Page 21

**79100A VW MULTIPLE
USE CRANKSHAFT GEAR
PULLEY**



See Page 23

**79400A VW VALVE
SPRING REMOVAL TOOL**



See Page 23

**83400 CIS FUEL
INJECTOR PULLER**



See Page 24

**86400 AUDI & VW
TENSION PULLEY
SPANNER WRENCH**



See Page 25

REPLACEMENT PARTS

11000 & 11000A MOBILE HYDRAULIC PRESS TOOL SETS

11010	44 PIECE HYDRAULIC RAM SET
11010-FS	FRAME AND SPINDLE
11010-SPINDLE	UPGRADED 20MM SPINDLE FOR RAM
11010-SPINDLE TIP	UPGRADED TIP FOR SPINDLE
11010-36	18.2 TON HYDRAULIC CYLINDER
11010-01	DEEP SOCKET D26*d18*110L-BLK
11010-02	DEEP SOCKET D26*d20*110L-BLK
11010-03	DEEP SOCKET D30*d22*110L-BLK
11010-04	DEEP SOCKET D32*d24*110L-BLK
11010-05	DEEP SOCKET D34*d26*110L-BLK
11010-06	DEEP SOCKET D36*d28*110L-BLK
11010-07	DEEP SOCKET D38*d30*110L-BLK
11010-08	DEEP SOCKET D40*d32*110L-BLK
11010-09	DEEP SOCKET D42*d34*110L-BLK
11010-10	DEEP SOCKET D44*d36*110L-BLK
11010-11	DEEP SOCKET D46*d38*110L-BLK
11010-12	DEEP SOCKET D48*d40*110L-BLK
11010-13	DEEP SOCKET D50*d42*110L-BLK
11010-14	DEEP SOCKET D52*d44*110L-BLK
11010-15	DEEP SOCKET D54*d46*110L-BLK
11010-16	DEEP SOCKET D56*d48*110L-BLK
11010-17	DEEP SOCKET D58*d50*110L-BLK
11010-18	DEEP SOCKET D60*d52*110L-BLK
11010-19	DEEP SOCKET D62*d54*110L-BLK
11010-20	DEEP SOCKET D64*d18*110L-BLK
11010-21	DEEP SOCKET D66*d58*110L-BLK
11010-22	DEEP SOCKET D68*d60*110L-BLK
11010-01A	SOCKET D26*d18*40L-GOLD
11010-02A	SOCKET D28*d20*40L-GOLD
11010-03A	SOCKET D30*d22*40L-GOLD
11010-04A	SOCKET D32*d24*40L-GOLD
11010-05A	SOCKET D34*d26*40L-GOLD
11010-06A	SOCKET D36*d28*40L-GOLD
11010-07A	SOCKET D38*d30*40L-GOLD
11010-08A	SOCKET D40*d32*40L-GOLD
11010-09A	SOCKET D42*d34*40L-GOLD
11010-10A	SOCKET D44*d36*40L-GOLD
11010-11A	SOCKET D46*d38*40L-GOLD
11010-12A	SOCKET D48*d40*40L-GOLD
11010-13A	SOCKET D50*d42*40L-GOLD
11010-14A	SOCKET D52*d44*40L-GOLD
11010-15A	SOCKET D54*d46*40L-GOLD
11010-16A	SOCKET D56*d48*40L-GOLD
11010-17A	SOCKET D58*d50*40L-GOLD
11010-18A	SOCKET D60*d52*40L-GOLD
11010-19A	SOCKET D62*d54*40L-GOLD

11010	44 PIECE HYDRAULIC RAM SET
11010-20A	SOCKET D64*d56*40L-GOLD
11010-21A	SOCKET D66*d58*40L-GOLD
11010-22A	SOCKET D68*d60*40L-GOLD

	HOSE COUPLER
11040-2	COUPLER 3/8"

11070	LARGE CUP KIT
11070-0	Blow Molded Case
11070-51	DEEP SOCKET D72*d62*110L-BLACK
11070-52	DEEP SOCKET D72*d64*110L-BLACK
11070-53	DEEP SOCKET D74*d66*110L-BLACK
11070-54	DEEP SOCKET D76*d68*110L-BLACK
11070-55	DEEP SOCKET D78*d70*110L-BLACK
11070-56	DEEP SOCKET D80*d72*110L-BLACK
11070-57	DEEP SOCKET D82*d74*110L-BLACK
11070-58	DEEP SOCKET D84*d76*110L-BLACK
11070-59	DEEP SOCKET D86*d78*110L-BLACK
11070-60	DEEP SOCKET D88*d80*110L-BLACK
11070-51A	SOCKET D70*d62*40L-GOLD
11070-52A	SOCKET D72*d64*40L-GOLD
11070-53A	SOCKET D74*d66*40L-GOLD
11070-54A	SOCKET D76*d68*40L-GOLD
11070-55A	SOCKET D78*d70*40L-GOLD
11070-56A	SOCKET D80*d72*40L-GOLD
11070-57A	SOCKET D82*d74*40L-GOLD
11070-58A	SOCKET D84*d76*40L-GOLD
11070-59A	SOCKET D86*d78*40L-GOLD
11070-60A	SOCKET D88*d80*40L-GOLD

11080	4 PIECE PULLER ROD KIT
11080-31	SPARE M10*1.5P PULLER SPINDLE
11080-32	SPARE M12*1.75P PULLER SPINDLE
11080-33	SPARE M14*2.0P PULLER SPINDLE
11080-34	SPARE M16*2.0P PULLER SPINDLE

11100	MANUAL BUSHING R&R TOOL SET
11100-01A	PAD WITH 3 HOLES (A,B side)
11100-02	ACME SPINDLE M10XP1.5(450mmL)
11100-03	ACME SPINDLE M12XP1.75(450mmL)

11100	MANUAL BUSHING R&R TOOL SET
11100-04	ACME SPINDLE M14XP2.0(450mmL)
11100-05	ACME SPINDLE M16XP2.0(450mmL)
11100-06	PRESS ADAPTER
11100-75	D85*d75 GOLD SLEEVE (95mmL)
11100-80	D90*d80 GOLD SLEEVE (95mmL)
11100-34	SLEEVE D44*d34*95L (GOLD)
11100-36	SLEEVE D46*d36*95L (GOLD)
11100-38	SLEEVE D48*d38*95L (SILVER)
11100-40	SLEEVE D50*d40*95L (SILVER)
11100-42	SLEEVE D52*d42*95L (SILVER)
11100-44	SLEEVE D54*d44*95L (GOLD)
11100-46	SLEEVE D56*d46*95L (GOLD)
11100-48	SLEEVE D58*d48*95L (GOLD)
11100-50	SLEEVE D60*d50*95L (SILVER)
11100-52	SLEEVE D62*d52*95L (SILVER)
11100-54	SLEEVE D64*d54*95L (SILVER)
11100-56	SLEEVE D66*d56*95L (GOLD)
11100-58	SLEEVE *d58*95L (GOLD)
11100-60	SLEEVE D70*d60*95L (GOLD)
11100-62	SLEEVE D72*d62*95L (SILVER)
11100-64	SLEEVE D74*d64*95L (SILVER)
11100-66	SLEEVE D76*d66*95L (SILVER)
11100-68	SLEEVE D78*d68*95L (GOLD)
11100-70	SLEEVE D80*d70*95L (GOLD)
11100-72	SLEEVE D82*d72*95L (GOLD)
11100-BEARING	BEARING ASSEMBLY

11700	DURAMAX 7B7 INJECTOR PULLER
11700-1	PULLER BODY
11700-2	SPECIAL NUT
11700-3	BRIDGE
11750-1	REMOVAL FORK
11700-0-T	BLOWN MOLDED BOX
100-3/8-16 X 2	FULLY THREADED BOLT

12200	VW/ AUDI INJECTOR PULLER
12200-1	PULLER FOOT
12200-2	14mm-18mm THREADED ADAPTER
12200-3	PULLER YOKE
12200-4	PULLER YOKE ADAPTER
12200-5	SLIDE WEIGHT
12200-6	SLIDE SHAFT
12200-0-T	BLOW MOLDED BOX