

***11700 DURAMAX LB7 INJECTOR PULLER KIT**

Designed to remove diesel injectors, straight out without being rocked, eliminating the possibility of loosening the sleeves or damaging the injector. Saves half hour per sleeve. ***See Replacement Parts Page 43-44**


14 X 1.5 adapter

Applications: GM

Duramax LB7

2001-2004

Sleeve removal



Assembly



11800 BMW INJECTOR PULLER

Developed for easy removal of injectors on all BMW's with direct injection. Simply screw the tool on to the top of the injector then, with 1 or 2 taps with slider, the injector will come out easily. This SP Tool is much more compact and easier to use than other injector pullers for BMW engines which greatly reduces the amount of time to replace injectors making more profit for technicians.



12 X 1.5 adapter



11880 HEAVY-DUTY PITMAN ARM POPPER U.S. PATENT# 9,085,068

Work safer and more efficiently using the Pitman Arm Remover for removing large Pitman Arms on 3/4 to 1 ton pickup trucks. This tool design is forged construction so that it is secured and locked in place while being utilized. This forged design allows for less torque and space, often eliminating the need to remove the steering box. The Pitman Arm Remover is made of components made to last and resist corrosion better than conventional Pitman pullers that become faulty over time.

Applications:

Dodge	2500/3500	2010-current
Ford	F250/F350	2008-current
GM	2500/3500	2010-current



12150 27mm 12 POINT DURAMAX FUEL RAIL PRESSURE WRENCH

Designed to remove the fuel rail pressure sensor located in the rear end of the right fuel rail under the EGR cooler. The pivoting handle increases mobility in the tight engine space minimizing the amount of components that need to be removed.




Applications:

Duramax LBZ, LMM 2006-2010

***12200 VW/AUDI DIESEL INJECTOR PULLER**

- The correct tool "all in one" kit saves time
- Straight 14 X 1.5 adapter for injectors with liner fittings
- 90° hooked adapter for P.D. injectors
- Angled 14 X 1.5 threaded adapter for injectors with angled side fittings
- Includes one pound slide hammer



***See Replacement Parts Page 43-44**

AUDI

12200 VW / AUDI DIESEL INJECTOR PULLER




See Page 8

12700 & 12730 AUDI, BMW, VW BRAKE BLEEDER WRENCHES 11mm



See Page 9

12900 AUDI, BMW, VW, PORSCHE ALIGNMENT WRENCH



See Page 9

61600 FAN CLUTCH WRENCH



See Page 15, 16, 28, 28, 31, 32

62100 AUDI, BMW, VW FAN CLUTCH WRENCH



See Page 16, 32

67600 AUDI & VW TIMING BELT PULLEY HOLDER



See Page 20

67650 AUDI & VW TIMING BELT TENSIONER RELEASE TOOL



See Page 20

68950 AUDI, BMW & VW 32mm 12 POINT DEEP SOCKET AXLE NUT



See Page 21

83400 CIS FUEL INJECTOR PULLER




See Page 24

86400 AUDI & VW TENSION PULLEY SPANNER WRENCH



See Page 25

87300 VW & AUDI STRUT SHOCK NUT SOCKET



See Page 25

89250 MASTER CYLINDER PRESSURE CAP



See Page 26

96280 AUDI & VW POWER STEERING & WATER PUMP PULLEY REMOVAL & REPLACEMENT AID



See Page 29

BMW

11800 BMW INJECTOR PULLER



See Page 8

12500 BMW T-60 TORX SERPENTINE BELT TENSIONER TOOL



See Page 9

12700 & 12710 AUDI, BMW, VW BRAKE BLEEDER WRENCHES 11mm



See Page 9

12900 AUDI, BMW, VW, PORSCHE ALIGNMENT WRENCH



See Page 9

13400, 13410, 13420 BMW INJECTOR LINE SOCKETS 14mm & 17mm 12 POINT 3/8" DRIVE



See Page 11

61600 FAN CLUTCH WRENCH



See Page 15, 16, 28, 29, 30, 31

62100 AUDI, BMW, VW FAN CLUTCH WRENCH



See Page 16, 32

63100 BMW "A" ARM THRUST BUSHING WRENCH



See Page 16

68950 AUDI, BMW & VW 32mm 12 POINT DEEP SOCKET AXLE NUT



See Page 21