



SL360U

SERIES

Lithium Ion 360° LED Cordless Work Light

OWNER'S MANUAL



English	03	Italiano	38
Dansk	13	Nederlands	44
Deutsch	19	Português	51
Español	26	Svenska	58
Français	32		



0099001967-00

PATENT/PATENT PENDING INFORMATION

Patent Numbers	Countries
WO2013/171471	PCT Number
2013261606	AUS
9851082 B2	USA
2850357	European
2502180	GB
104302963	China
2912813	Canada
1205782	HK

SL360U Series

Lithium Ion 360° LED Cordless Work Light

OWNERS MANUAL

1. IMPORTANT SAFETY INSTRUCTIONS

SAVE THESE INSTRUCTIONS.

- 1.1 **SAVE THESE INSTRUCTIONS** – This manual contains important safety and operating instructions.
- 1.2 Read, understand and follow all instructions, cautions and warnings listed in this manual. Failure to follow all instructions and abide by all cautions and warnings could result in personal injury, injury to others and property damage.
- 1.3 **IMPORTANT! CHARGE WORK LIGHT IMMEDIATELY AFTER PURCHASE, AFTER EACH USE, AND AT LEAST EVERY 6 MONTHS.**
- 1.4 **DO NOT** turn on the work light while it is being charged.
- 1.5 **DO NOT** handle or move the work light while it is being charged.
- 1.6 **DO NOT** look directly into the light or shine the light directly into the eyes of any person or animal.
- 1.7 **DO NOT** allow children to use the work light.
- 1.8 **DO NOT** operate the work light if it has received a sharp blow, been dropped, or otherwise damaged in any way; take it to a qualified service person.
- 1.9 **DO NOT** leave the battery in a discharged state.
- 1.10 **DO NOT** use the work light with a charger which has a damaged cord or plug, replace the cord or plug immediately.

2. PERSONAL SAFETY PRECAUTIONS

WARNING! TO REDUCE THE RISK OF BURNS OR FIRE, FOLLOW THESE SAFETY PRECAUTIONS:


- 2.1 **DO NOT** disassemble the work light; take it to a qualified service person when service or repair is required. Incorrect reassembly may result in a risk of fire.
- 2.2 **DO NOT** crush, puncture, short external contacts or dispose of in fire or water.


- 2.3 **DO NOT** expose to temperatures above 140°F (60°C).
- 2.4 Recycle or dispose of the used battery as required by local regulations.
- 2.5 If the electrolyte in the cells gets on your skin, wash thoroughly with soap and water. If it gets into your eyes, rinse thoroughly with cool water and **seek immediate medical attention**.
- 2.6 **This product contains a lithium ion battery.** In case of fire, you may use water, a foam extinguisher, Halon, CO₂, ABC dry chemical, powdered graphite, copper powder or soda (sodium carbonate) to extinguish the fire. Once the fire is extinguished, douse the product with water, an aqueous-based extinguishing agent, or other nonalcoholic liquids to cool the product and prevent the battery from re-igniting. NEVER attempt to pick up or move a hot, smoking, or burning product, as you may be injured.
- 2.7 **WARNING:** This product contains one or more chemicals known to the State of California to cause cancer and birth defects or other reproductive harm.

3. SET UP INSTRUCTIONS

- 3.1 Remove any cord wraps and uncoil the charging cable.

4. FEATURES







1. Horizontal magnets
2. Charging socket
3. Rotating (360°) hooks
4. Vertical magnet
5.  ON/OFF power button
6. Charging status indicator
7. 10 SMD LED lights
8. 3W end LED
9. USB/Micro USB charging cable

5. CHARGING

IMPORTANT! CHARGE THE WORK LIGHT IMMEDIATELY AFTER PURCHASE, AFTER EACH USE, AND AT LEAST EVERY 6 MONTHS. Failure to do this will reduce the battery's capacity and may void the warranty.

- 5.1 Connect the micro USB end of the charging cable to the micro USB port on the back of the work light. Insert the USB end of the cable into the USB port on your charger.
- 5.2 Plug your charger into a live power source.
- 5.3 The charging LED will light **RED**, to indicate charging has begun.
- 5.4 When the battery is fully charged, the charging LED will change to **GREEN**.
- 5.5 Recharge the work light after use, and at least every 6 months.

6. OPERATING INSTRUCTIONS

- 6.1 Hang the work light, using the hooks on the back. When hung from a single hook, the work light can be rotated 360° for more precise positioning.
- 6.2 The magnets may be used instead. Attach to any ferrous metal surface.
- 6.3 Direct the lens away from your eyes before turning on the work light.
- 6.4 Press  once to turn on the 3W end LED.
Press  a second time to turn on the high-power SMD LEDs.
Press  a third time to turn on the low-power SMD LEDs.
Press  to turn off.
- 6.5 Recharge the work light after use, and at least every 6 months.

7. MAINTENANCE INSTRUCTIONS

- 7.1 After use and before performing maintenance, unplug and disconnect the work light.
- 7.2 Use a dry cloth to wipe any dirt or oil from the charging cable and case.
- 7.3 Ensure that all of the work light's components are in place and in good working condition.
- 7.4 Servicing does not require opening the unit, as there are no user-serviceable parts.
- 7.5 Any servicing should be performed by qualified service personnel.

8. STORAGE INSTRUCTIONS

- 8.1 Store inside, in a cool, dry place.
- 8.2 Take care to avoid/prevent damage to the charging cable and unit. Failure to do so could result in personal injury or property damage.
- 8.3 Charge the work light's internal battery immediately after purchase, after every use and every 6 months.
- 8.4 All batteries are affected by temperature. The ideal storage temperature is at 70°F (21 °C). The internal battery will gradually self-discharge (lose power) over time, especially in warm environments. Leaving the battery in a discharged state may result in permanent battery damage. To ensure satisfactory performance and avoid permanent damage, charge the internal battery every 6 months.

9. TROUBLESHOOTING

PROBLEM	POSSIBLE CAUSE	SOLUTION
The work light does not operate.	The battery is not charged.	Recharge the battery to full charge.

10. BEFORE RETURNING FOR REPAIRS (U.S./CANADA)

For information about troubleshooting,
contact customer service for assistance:

services@schumacherelectric.com

www.batterychargers.com

or call 1-800-621-5485

Monday-Friday 7:00AM to 5:00PM CST

For **REPAIR OR RETURN**, contact Customer Service at 1-800-621-5485.
DO NOT SHIP UNIT until you receive a **RETURN MERCHANDISE AUTHORIZATION (RMA)** number from Customer Service at Schumacher Electric Corporation.

When returning an item, place the original package into a shipping carton. If you received an emailed label from Schumacher, please print the label and tape it to the carton. **Only ship via insured ground service with a tracking number.** Return shipping charges are the responsibility of the customer. We cannot accept C.O.D. deliveries and are not responsible for lost or damaged packages. Please do not place stickers or shipping labels on the original manufacturer's package. Please allow 2-3 days from date we received the package for us to process your return. All return shipping charges must be prepaid.

11. DISPOSAL INFORMATION



Do not dispose of this product with other household waste. To prevent possible harm to the environment or human health from uncontrolled waste disposal, and to promote the sustainable reuse of material resources, recycle it responsibly. To discard your used device, please use the return and collection systems or contact the retailer where the product was purchased, for environmentally-safe recycling.

12. SPECIFICATIONS

Battery type Lithium Ion, 3.7V, 2.2Ah

13. REPLACEMENT PARTS

USB to Micro USB charging cable 3899003752Z

14. LIMITED WARRANTY (U.S./CANADA)

SCHUMACHER ELECTRIC CORPORATION, 801 BUSINESS CENTER DRIVE, MOUNT PROSPECT, IL 60056-2179, MAKES THIS LIMITED WARRANTY TO THE ORIGINAL RETAIL PURCHASER OF THIS PRODUCT. THIS LIMITED WARRANTY IS NOT TRANSFERABLE OR ASSIGNABLE.

Schumacher Electric Corporation (the "Manufacturer") warrants this work light for one (1) year from the date of purchase at retail against defective material or workmanship that may occur under normal use and care. If your unit is not free from defective material or workmanship, Manufacturer's obligation under this warranty is solely to repair or replace your product with a new or reconditioned unit at the option of the Manufacturer. It is the obligation of the purchaser to forward the unit, along with proof of purchase and mailing charges prepaid to the Manufacturer or its authorized representatives in order for repair or replacement to occur.

Manufacturer does not provide any warranty for any accessories used with this product that are not manufactured by Schumacher Electric Corporation and approved for use with this product. This Limited Warranty is void if the product is misused, subjected to careless handling, repaired, or modified by anyone other than Manufacturer or if this unit is resold through an unauthorized retailer. Manufacturer may void this Limited Warranty if a "warranty void if removed" label is removed from the product.

Manufacturer makes no other warranties, including, but not limited to, express, implied or statutory warranties, including without limitation, any implied warranty of merchantability or implied warranty of fitness for a particular purpose. Further, Manufacturer shall not be liable for any incidental, special or consequential damage claims incurred by purchasers, users or others associated with this product, including, but not limited to, lost profits, revenues, anticipated sales, business opportunities, goodwill, business interruption and any other injury or damage. Any and all such warranties, other than the limited warranty included herein, are hereby expressly disclaimed and excluded. Some states do not allow the exclusion or limitation of incidental or consequential damages or length of implied warranty, so the above limitations or exclusions may not apply to you. This warranty gives you specific legal rights and it is possible you may have other rights which vary from this warranty.

THIS LIMITED WARRANTY IS THE ONLY EXPRESS LIMITED WARRANTY AND THE MANUFACTURER NEITHER ASSUMES OR AUTHORIZES ANYONE TO ASSUME OR MAKE ANY OTHER OBLIGATION TOWARDS THE PRODUCT OTHER THAN THIS WARRANTY.

WARRANTY CARD (U.S./CANADA)

SAVE ON POSTAGE! ACTIVATE YOUR WARRANTY ONLINE – THE QUICK AND EASY WAY!
Go to www.batterychargers.com to register your product online.
(No internet access? Send in the completed warranty card.)



1 YEAR LIMITED WARRANTY PROGRAM REGISTRATION

MODEL: _____ **DESCRIPTION:** _____

This is the only express limited warranty, and the manufacturer neither assumes nor authorizes anyone to assume or make any other obligation. There is no other warranty, other than what is described in the product owner's manual.

The warranty card should be submitted within 30 days of purchase. The customer must keep the ORIGINAL receipt because it will be required for any warranty claims. This warranty is not transferable. Send warranty card only.

DO NOT SEND UNIT TO THIS ADDRESS FOR REPAIR.

Mail this card to:

Schumacher Electric Corporation
801 Business Center Drive
Mount Prospect, IL 60056-2179

Name _____

Street Address _____

City _____ State _____ Zip Code _____

Phone _____ Email _____

Store Name Where Purchased _____ Date of Purchase _____

Store Location _____ UPC Number _____

Serial Number _____ (SEE PRODUCT)

For faster warranty activation, go to www.batterychargers.com to register your product online.

15. LIMITED WARRANTY (EUROPE/AUSTRALIA)

WARRANTY TERMS AND CONDITIONS

Schumacher Electric Corporation (the “Manufacturer”) or the resellers authorized by the Manufacturer (the “Reseller”) warrant this work light (the “Product”) for two (2) years (Europe) and one (1) year (Australia), according to the following stipulations. Any and all warranties, other than the warranty included herein, are hereby expressly disclaimed and excluded to the fullest extent permissible under applicable law. Legislation may imply warranties or conditions or impose obligations on Manufacturer which cannot be excluded, restricted or modified in relation to consumer goods.

Consumer End-User Warranty

Any claims under this warranty must be communicated to Reseller within 2 months after discovery of the non-conformity.

Resellers/Professional End-User Warranty

The Manufacturer provides a limited warranty for hidden defects or non-conformities. This warranty is subject to the following conditions:

- a. The Manufacturer only warrants hidden defects in material or workmanship present in their root cause at the moment of the first sale by the Manufacturer;
- b. Manufacturer’s obligation under this warranty is limited to repairing or replacing the Product with a new or reconditioned unit at the sole option of the Manufacturer;
- c. Manufacturer does not have any warranty obligations if the alleged defects were caused by abnormal usage, fair wear and tear, unauthorized use of the Product or use of the Product differing from the description in the applicable manual or other specifications given by the Manufacturer, insufficient care, repairs carried out by persons or entities or with parts not approved by Manufacturer, poor care, accidents, unauthorized changes or modifications, incorrect transport, storage or treatment of the Product;
- d. In order to exercise this right, the Product must be returned complete and in its original state and packaging, with mail costs prepaid, along with proof of purchase to the Manufacturer or its authorized representatives in order for repair or replacement to occur.

Common Warranty Provisions

The warranty mentioned above only applies to the first professional or consumer user having legally acquired the Product from the Manufacturer or a Reseller. No warranty is extended towards clients, agents or representatives of those buyers.

The Product is sold under the specifications, for the use and purpose in accordance with the provisions of this manual, with express exclusion and disclaimer of warranty of any other specifications, uses and purposes.

Authorized Resellers are prohibited from making any statements or providing any warranty in excess of the above warranties. Non-authorized resellers may only sell the product under the condition that they assume all warranty obligations with the total exclusion of any warranty provided by the Manufacturer.

Manufacturer does not provide any warranty for any accessories used with the Product that are not manufactured by Schumacher Electric Corporation.

This warranty does not exclude or diminish any claims the Manufacturer may have against the distributors of The Product.

THE MANUFACTURER NEITHER ASSUMES NOR AUTHORIZES ANYONE TO ASSUME OR MAKE ANY OTHER OBLIGATION TOWARDS THE PRODUCT OTHER THAN THIS WARRANTY.

Warranty, Repair Service and Distribution Centers:

For customers outside of the U.S.A., contact your local distributor.

North and South America:

Hoopeston in U.S.A.

1-800-621-5485

services@schumacherelectric.com

Europe:

Schumacher Europe SPRL

3 Rue de la Baronnerie

B-4920 Harzé-Belgium

+32 4 388 20 17

info@ceteor.com

Australia/New Zealand:

Schumacher Asia Pacific Pty. Ltd.

A.B.N. 43613943525

Unit 53B – 28 Burnside Road, Ormeau

Queensland, Australia, 4208

07 3807 6510

Schumacher® and the Schumacher logo are registered trademarks of Schumacher Electric Corporation.