






CIRCULAR SAW BLADES

The Standard For Jobsite Productivity

IRWIN® Industrial Tools makes MARATHON® circular saw blades for a full range of saws and applications. Use the table below to match blades for your equipment with your project plans. Locate the saw type and blade diameter in the left column. The columns to the right list the recommended MARATHON blade sizes and the available number of teeth per blade.

Type of Saw	Blade Diameter	Arbor	Application	Teeth
Cordless Circular Saws 	5-3/8"	10 mm	Framing/Ripping	18, 24
	5-1/2"	10 mm	Framing/Ripping	18, 24
	6-1/2"	5/8"	Framing/Ripping	18, 24
			Trim/Finish	40
Corded Circular Saws 	6-1/2"	5/8" Diamond	Framing/Ripping	20
	7-1/4"	5/8" and Diamond Knockout	Framing/Ripping	16, 18, 24
			Decks	24
Worm Drive Circular Saws 	7-1/4"	5/8" and Diamond Knockout	Framing/Ripping	18, 24
			Decks	24
			Trim/Finish	40
Table & Miter Saws 	8 - 8-1/4"	5/8" and Diamond Knockout	General Purpose	24
			Trim/Finish	40
	10"	5/8"	General Purpose	24
			Decks	40
			Trim/Finish	60
			Trim/Finish	80
Compound Miter & Sliding Compound Miter Saws 	10"	5/8"	Framing/Ripping	24
			Decks	40
			Trim/Finish	60
			Trim/Finish	80
	12"	1"	General Purpose	40
			Trim/Finish	72
		Trim/Finish	80	
		Trim/Finish	100	

The Professional Tradesman's Choice For Construction

When you're building, there's no room for error. Your tools must be of the highest quality, with precision and performance you can always depend on. That's why professional tradesmen choose the MARATHON family of circular saw blades from IRWIN Industrial Tools. Offering a wide variety of blades for every construction application, IRWIN is the brand of blades you can always depend on. MARATHON. A time-tested brand. A family of superior saw blades. Professional results.

Made Stronger. Lasts Longer.

IRWIN has redefined excellence in the world of saw blades with the introduction of MARATHON® with WeldTec. This revolutionary new saw blade has WELDED carbide teeth for a 30% stronger tooth bond that gives you longer life. UC2™ (sub-micro grain) carbide teeth are 70% more compact than standard carbide teeth and are sharpened to finer, more durable cutting edges that stay sharper longer. The E.O.T.™ grind technology, where every other tooth is ground thinner, makes this the FASTEST FRAMING BLADE EVER™.

E.O.T. Grind Technology

- Patented tooth design
- Every other tooth is ground thinner
- FASTEST FRAMING BLADE EVER



WeldTec Technology

- Carbide teeth are welded not brazed
- 30% stronger tooth bond
- Longest life & durability

Also Features...

- Innovative heat vents & expansion slots for straighter cuts
- Reinforced shoulder for durability




UC2 Carbide

- Sub-micro grain
- 70% tougher than standard carbide
- Stays sharper, longer
- Best in class cut quality

CIRCULAR SAW BLADES

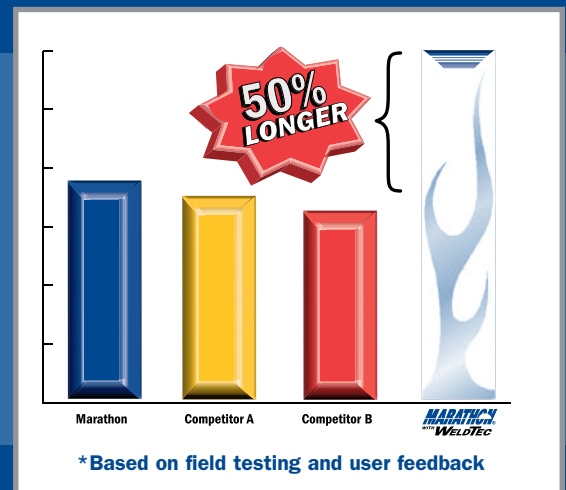
Braze vs. Weld



Standard brazed blades use a brazing material, which acts like a glue, to join the carbide tooth to the steel plate. This bond is only as strong as the brazing material, which softens as heat builds up during a cut and can cause tooth loss upon impact.

Marathon with WeldTec has welded carbide teeth. Welding fuses the carbide teeth to the steel plate, which makes the bond as strong as the base material. This bond is unaffected by heat build up and results in superior tooth retention.

How many weeks did this blade last?*





14076

MARATHON® Miter/ Table Saw Blades

- #400 grit diamond ground teeth for a smooth finish
- Construction grade carbide teeth for longer life
- Precision balanced for accurate smooth cuts
- Thin kerf for fast cuts and longer motor life



15370

IRWIN Classic Series Miter/Table Saw Blades

- Precision ground teeth for smooth, accurate cuts
- Corrosion resistant coating helps prevent rusting
- Professional performance for an economic price



11270

IRWIN Steel Miter/ Table Saw Blades


- Precision ground teeth for smooth, accurate cuts
- Fully hardened plate runs truer longer
- Heavy gauge, high carbon steel for extended life

Diameter	Tooth Count	Arbor	Kerf	Hook Angle	Grind	Stock #	Bulk Stock #	Applications
MARATHON Miter/Table Carbide Saw Blades								
8-1/4"	24	5/8" Diamond	.083"	20°	ATB	14050	—	General Purpose
8-1/4"	40	5/8" Diamond	.083"	15°	ATB	14053	—	Trim/Finish
10"	24	5/8"	.095"	20°	ATB	14233	24233	Framing/Ripping
10"	40	5/8"	.095"	20°	ATB	14070	24070	Decks
10"	60	5/8"	.095"	15°	ATB	14074	—	Trim/Finish
10"	80	5/8"	.095"	10°	ATB	14076	—	Trim/Finish
12"	40	1"	.095"	20°	ATB	14080	—	General Purpose
12"	72	1"	.095"	15°	ATB	14082	—	Trim/Finish
12"	80	1"	.095"	5°	ATB	14083	—	Trim/Finish
12"	100	1"	.095"	10°	ATB	14084	—	Trim/Finish
IRWIN Classic Series Miter/Table Carbide Saw Blades								
8- 8-1/4"	24	5/8" Diamond	.087"	16°	ATB	15150	—	General Purpose
8- 8-1/4"	40	5/8" Diamond	.087"	17°	ATB	15250	—	Trim/Finish
10"	24	5/8" Diamond	.102"	22°	ATB	15070	—	Framing/Ripping
10"	40	5/8" Diamond	.102"	16°	ATB	15270	—	Decks
10"	60	5/8" Diamond	.102"	12°	ATB	15370	—	Trim/Finish
IRWIN Miter/Table Saw Steel Blades								
8 - 8-1/4"	180	5/8" Diamond	.071"	2°	Top/Face	11850	—	Trim/Finish
10"	40	5/8"	.110"	18°	Top/Face	11170	—	Decks
10"	80	5/8"	.079"	6°	Top/Face	11670	—	Trim/Finish
10"	80	5/8"	.110"	6°	Top/Face	11270	—	Trim/Finish
10"	180	5/8"	.094"	2°	Hollow Ground Top/Face	11870	—	Trim/Finish
IRWIN Miter Saw Laser Guides								
						3061001	—	Miter/Table Saw
						3061002	—	Abrasive Chop Saw

CIRCULAR SAW BLADES



Turn Your Miter Saw into a Laser Guided Power Tool!



- Projects a clear laser line on the work for more accurate cuts.
- Self Calibrating - sits flush against the blade for an accurate line, every time!
- Save time and money. No need to remeasure. No miscuts to scrap.
- Self activating! Rotation of the blade powers the laser.