

## 10 TON PROTO-EASE™ WIDE PULLER SET

**Product #: J4292B**

- › Required for large parts with heavy press-fits.
- › Reaches to over 12" and spread of 11"
- › Makes over 10 different adjustable and straight jaw pullers.

Contents	Description	Qty.
J4225S	Forcing Screw	1
J4012T	Standard Tip	1
J4226CA	2-Way Crossarm, 11" Long	1
J4227CA	3-Way Crossarm, 11" Long	1
J4231A	Adjustable Jaw Block Assembly	3
J4016A	Dual Reach Jaw	3
J4018	Cap Screw Jaw	3
J4017	Long Narrow Jaw	3
J4011S	Spring Clip	3
J4333	Bearing Separator	1

Weight (lbs): 39.00



## PROTO-EASE™ BEARING SEPARATOR SET

**Product #: J4390B**

- › Removes gears and bearings too close to another surface for a puller jaw grip, or where the pulled out part must be protected.
- › Case provides space for step plates and assorted accessories.

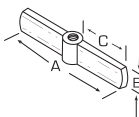
Contents	Description	Qty.
J4330	Gear and Bearing Separator, 1-13/16" Capacity	1
J4331	Gear and Bearing Separator, 2-13/32" Capacity	1
J4332	Gear and Bearing Separator, 4-3/8" Capacity	1
J4333A	Gear and Bearing Separator, 6" Capacity	1
J4333R	Threaded Rod, 3/4"-16 UNF, 10" Long	2

Weight (lbs): 27.50





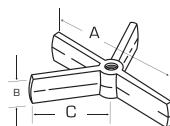
## 2-WAY CROSSARM THREADED 5/8" - 12 ACME



Product #	Description	Length (in) (A)	Height (in) (B)	Radius (in) (C)	Rating
J4206CA	2-Way Crossarm Threaded 5/8"—12 Acme	7	1-15/64	3-1/2	6 Ton
J4226CA	2-Way Crossarm Threaded 3/4"—12 Acme	11	1-5/8	5-1/2	10 Ton



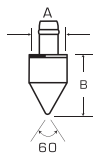
## 2-WAY/3-WAY CROSSARM THREADED 5/8" - 12 ACME



Product #	Description	Length (in) (A)	Height (in) (B)	Leg Length (in) (C)
J4208CA	2-Way/3-Way Crossarm Threaded 5/8"—12 Acme	7	1-15/64	3-1/2



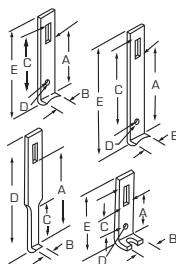
## STANDARD TIP



Product #	Description	Taper	Shaft (in) (A)	Length (in) (B)	Use With Screws
J4012T	Standard Tip	60°	5/8	29/32	J4225S and J4235S



## JAWS



Product #	Description	Reach (in) (A)	Width (in) (B)	Length (in) (C)	Diameter (in) (D)	Overall Length (in) (E)
J4015	Short Jaw	4-11/16	1-1/2	5-1/8	25/64	7-9/16
J4016A	Dual Reach Jaw	7-1/8 and 4-11/16	1-1/2	7-3/8	25/64	10
J4017	Long Narrow Jaw	7-3/16	7/8	3-3/4	—	10
J4018	Cap Screw Jaw	2-15/16	1-1/2	3-9/16	25/64	5-7/8



## 3-WAY CROSSARM THREADED 3/4" - 12 ACME

Product #	Description	Radius (in) (A)	Height (in) (B)
J4227CA	3-Way Crossarm Threaded 3/4" - 12 Acme	5-1/2	1-5/8

