



**LIFETIME  
WARRANTY**

Backed by a Lifetime Warranty, Sunex Impact Sockets are warranted against defects in materials and workmanship for the life of the product. This warranty does not apply to items that have been misused, abused, altered in any way, or worn out from use. Some Adapters, Reducers, and Extra Thin Wall Impact Sockets are sold with out of box warranty.

# IMPACT SOCKETS

Since 1984, we've led the market with our solution-based designs and quality materials. All of our Impact Sockets (low-profile, standard, deep, hex drivers, universal joint, specialty, and extensions/adapters) are backed by an industry-leading warranty, so you can rest easy knowing your sockets are guaranteed to perform.

# IMPACT SOCKETS

## HIGHEST QUALITY. HIGHEST STANDARDS.

### RADIUSED CORNERS

Focuses impact on fastener's flat surfaces, increasing torque and reducing wear and rounding to the fastener.

### DURABLE CR-MO STEEL

Precision manufactured with chrome-molybdenum steel for high-impact applications.

### HEAT TREATED / TEMPERED

Sockets are first heat treated to increase hardness and then tempered to maximize durability.



### SPECIALTY SOCKETS

Every job has its own challenges. We offer a wide selection of specialty sockets to handle anything the job calls for.

### METRIC

### SAE

1/4"  
DRIVE

3/8"  
DRIVE

1/2"  
DRIVE

3/4"  
DRIVE

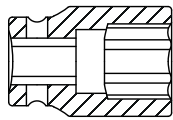
1"  
DRIVE

### NO-SKIP SIZE SPECTRUM

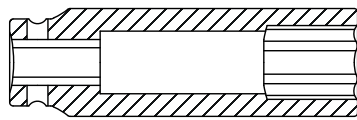
Sunex Impact Socket Sets include every size in the specification range: Largest to smallest, and everything in between.

## 3/8" DRIVE INDIVIDUAL METRIC SOCKETS

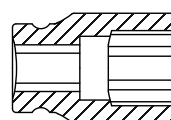
SIZE	STANDARD	DEEP	UNIVERSAL	DEEP UNIV.	MAGNETIC	12 POINT	12 PT. UNIV.	12 PT. DEEP	12 PT. UNIV./DEEP
METRIC	MODEL	MODEL	MODEL	MODEL	MODEL	MODEL	MODEL	MODEL	MODEL
7mm	307M	307MD			307MMG	307MZ	307ZUM	368207	307MZUD
8mm	308M	308MD			308MMG	308MZ	308ZUM	368208	308MZUD
9mm	309M	309MD			309MMG	309MZ	309ZUM	368209	309MZUD
10mm	310M	310MD	310UM	310UMD	310MMG	310MZ	310ZUM	368210	310MZUD
11mm	311M	311MD	311UM	311UMD	311MMG	311MZ	311ZUM	368211	
12mm	312M	312MD	312UM	312UMD	312MMG	312MZ	312ZUM	368212	312MZUD
13mm	313M	313MD	313UM	313UMD	313MMG	313MZ	313ZUM	368213	313MZUD
14mm	314M	314MD	314UM	314UMD	314MMG	314MZ	314ZUM	368214	314MZUD
15mm	315M	315MD	315UM	315UMD	315MMG	315MZ	315ZUM	368215	315MZUD
16mm	316M	316MD	316UM	316UMD	316MMG	316MZ	316ZUM	368216	316MZUD
17mm	317M	317MD	317UM	317UMD	317MMG	317MZ	317ZUM	368217	317MZUD
18mm	318M	318MD	318UM	318UMD	318MMG	318MZ	318ZUM	368218	318MZUD
19mm	319M	319MD	319UM	319UMD	319MMG	319MZ	319ZUM	368219	319MZUD
20mm	320M	320MD	320UM	320UMD					
21mm	321M	321MD	321UM	321UMD				321ZMD	
22mm	322M	322MD	322UM	322UMD				322ZMD	



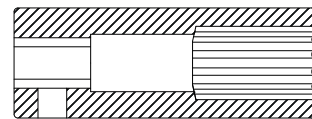
Standard



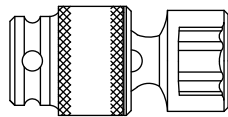
Deep



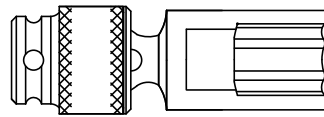
Magnetic



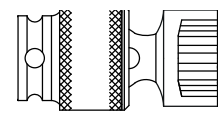
12 Point



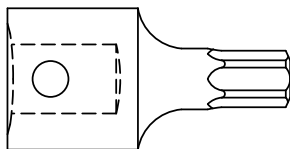
Universal



Deep Universal



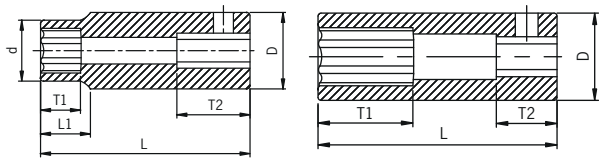
12 Point Universal



## 3/8" DRIVE INDIVIDUAL INTERNAL STAR SOCKETS

MODEL	SIZE	MODEL	SIZE
3670S1	T20	3670S6	T45
3670S2	T25	3670S7	T47
3670S3	T27	3670S8	T50
3670S4	T30	3670S9	T55
3670S5	T40		

## 3/8" DR. DEEP 6 POINT SAE

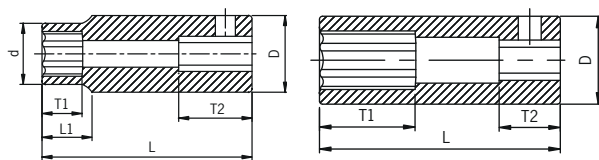


A

B

ITEM	SIZE	SHAPE	D	D	T1	T2	L1	L
310D	5/16"	A	12.6	19	12	14	13	64
312D	3/8"	A	14.6	19	18	14	13	65
314D	7/16"	A	17.1	19	18	14	13	65
316D	1/2"	B	/	19.7	22	14	/	65
318D	9/16"	B	/	20.7	24	14	/	65
320D	5/8"	B	/	23.5	25	14	/	65
322D	11/16"	B	/	24	25	14	/	65
324D	3/4"	B	/	26	25	14	/	65
326D	13/16"	B	/	28	25	14	/	65
328D	7/8"	B	/	30	25	14	/	65
330D	15/16"	B	/	32	25	14	/	65
332D	1"	B	/	34	25	14	/	65

## 3/8" DR. DEEP 6 POINT METRIC

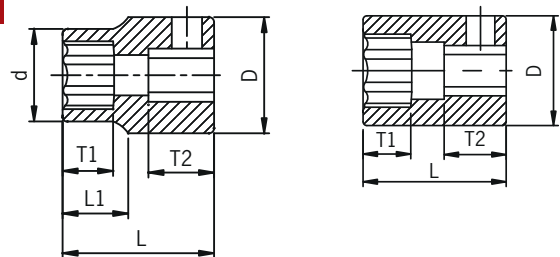


A

B

ITEM	SIZE	SHAPE	D	D	T1	T2	L1	L
307MD	7mm	A	11.4	19	12	14	13	63
308MD	8mm	A	12.7	19	12	14	13	64
309MD	9mm	A	14	19	12	14	13	65
310MD	10mm	A	15.2	19	18	14	13	65
311MD	11mm	A	17	19	18	14	13	65
312MD	12mm	B	/	19	20	14	/	65
313MD	13mm	B	/	19.7	22	14	/	65
314MD	14mm	B	/	20.7	24	14	/	65
315MD	15mm	B	/	22.2	25	14	/	65
316MD	16mm	B	/	24	25	14	/	65
317MD	17mm	B	/	24	25	14	/	65
318MD	18mm	B	/	25	25	14	/	65
319MD	19mm	B	/	26	25	14	/	65
320MD	20mm	B	28	28	25	14	/	63
321MD	21mm	B	/	28	25	14	/	65
322MD	22mm	B	/	30	25	14	/	65

## 3/8" DR. STANDARD 12 POINT SAE



A

B

ITEM	SIZE	SHAPE	D	D	T1	T2	L1	L
310Z	5/16"	A	12.6	19	7	12	13	29.5
312Z	3/8"	A	14.6	19	8	12	13	29.5
314Z	7/16"	A	17.1	19	9	12	13	29.5
316Z	1/2"	B	/	19.7	9	12	/	29.5
318Z	9/16"	B	/	20.7	9	12	/	29.5
320Z	5/8"	B	/	23.5	11	12	/	29.5
322Z	11/16"	B	/	24	11	12	/	30
324Z	3/4"	B	/	26	13	15	/	30
326Z	13/16"	B	/	28	13	15	/	30
328Z	7/8"	B	/	30	13	15	/	30
330Z	15/16"	B	/	32	13	15	/	30
332Z	1"	B	/	34	13	15	/	30