

# 3/4" DRIVE IMPACT ATTACHMENTS

3/4" SOCKETS, RATCHETS & ATTACHMENTS



### IMPACT UNIVERSAL JOINT

PART NUMBER	DESCRIPTION	RET RING	OVERALL LENGTH	OD
6800	Universal	6581	3-1/2"	1-7/8"

Meets or exceeds ASME B107.110.



6900



6901

### IMPACT ADAPTORS

PART NUMBER	DESCRIPTION	RET RING	LENGTH
6900	3/4" F x 1/2" M	6580	2-1/8"
6901	3/4" F x 1" M	6581	2-1/2"

Meets or exceeds ASME B107.110. Guarantee does not apply.



### IMPACT EXTENSIONS

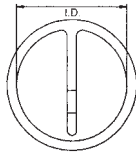
PART NUMBER	DESCRIPTION	RET RING
6907	7"	6581
6910	10"	6581
6913	13"	6581
69E24	24"	6581
69E36	36"	6581

Meets or exceeds ASME B107.110.



WRIGHT

3/4" SOCKETS, RATCHETS & ATTACHMENTS

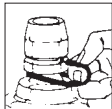


### 3/4" DRIVE RET RING® ONE-PIECE SOCKET RETAINERS

Conveniently replaces "O" Rings and Pins. See individual part numbers for size.

PART NUMBER	I.D.	PART NUMBER	I.D.
6580	1-1/4"	6582C	2"
6581	1-7/16"	6582B	2-1/8"
6582	1-5/8"	6582D	2-1/4"
6582A	1-3/4"		

#### REFERENCE DIAGRAMS



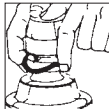
Place Socket Retainer over square driver. Place Socket on square driver aligning retention holes. Hold center pin of Retainer between thumb and index finger, and insert it through retention holes

STEP I



Push center pin of Socket Retainer all the way in.

STEP II



Pull O-ring of Socket Retainer up into groove on Socket.

STEP III

### "O" RINGS AND PINS AS AN ALTERNATIVE TO RET RINGS

RET RING	RET RING ID	"O" RING	"O" RING WIDTH	"O" RING ID	PIN	PIN OD	PIN LENGTH
-	-	6574	1/8"	1-1/8"	6573	3/16"	1-1/16"
6580	1-1/4"	6575	1/8"	1-1/4"	6576	3/16"	1-1/4"
6581	1-7/16"	6577	1/8"	1-7/16"	6576	3/16"	1-1/4"
6582	1-5/8"	6578	1/8"	1-5/8"	6576	3/16"	1-1/4"
6582A	1-3/4"	8577	1/8"	1-3/4"	8576	3/16"	1-3/4"
6582C	2"	8577	1/8"	1-3/4"	8576	3/16"	1-3/4"
6582B	2-1/8"	8578	1/8"	2-1/8"	8580	3/16"	2-1/8"
6582D	2-1/4"	8578	1/8"	2-1/8"	8580	3/16"	2-1/8"

