



TWO



APX40TN

TECHNICAL SPECIFICATIONS

Frequency Response:	400-7500 Hz (±6dB)
Power Rating:	
Model APX40TN:	40 Watts (continuous)
Sensitivity:	Model APX40TN 107dB 1 Watt/1 Meter (avg) 500-5000 Hz 120dB 40 Watts/1 Meter (avg) 500-5000 Hz 124dB 40 Watts (peak) 14 (2 kHz Octave Band)
Directivity Factor:	14 (2 kHz Octave Band)
Usable Low	
Frequency Limit:	350 Hz (see Fig. 3)
Dispersion Angle:	60° x 40° (+10 degrees)
Transformer:	25/70.7/100V
Voice Coil Diameter:	1.5" (38mm)
Magnet Weight:	8 oz. (.227 kg)
Flux Density:	13,000 Gauss, 1.3 Tesla
Construction:	UL94 Polycarbonate resin with UV light inhibitor added. Loudspeaker mounts to die-cast zinc base using a triple safety lock.
Finish:	Neutral grey
Dimensions:	14½"W x 10¼"H x 13¼"D (368 x 260 x 337mm)
Weight:	6 lbs. (2.7kg)

FEATURES

- Constant-Directivity Loudspeaker Offers Controlled
- Coverage of 60° x 40° Across a Wide Frequency Range for Predictable Beamwidth Control
- 40 Watt Model Provides Better Output Over Competitive 15 and 30-Watt Standards
- Triple Lock Horn-to-Base Mounting Method Speeds Installation and Insures Long-Term Stability
- Rotating Bell Pivots in 15° Increments for Exact On-Site Positioning of Projection Angles Detailed in Acoustic Simulation Programs
- Rear Cap Includes Partially-Captured Screws (No Loose Parts) for Swing-Open Access to Power Taps and Wire Connections. Cap Includes Knockout for Conduit Connection
- Includes Provisions for Flex Conduit and May Be Mounted to 1-gang, 2-gang, and 4" Square E.O. Boxes.
- New Zinc die cast mounting bracket that may be mounted to standard E.O. boxes banded to poles or removed for easy retrofit of existing AP Series loudspeakes.
- Loudspeaker is Molded of High-Impact, Neutral-Grey Polycarbonate Resin with UV Light Inhibitor Preventing Enbrittlement or Discoloration
- Universal 25/70/100V Transformer Includes a Rotary-Dial Selector for Easy Tap Identification
- Distinctive Blue Bands Identify Power from a Distance
- Speaker Mounting is Backwards Compatible to AP Series—Simply Remove Base and Mount to Omni-Purpose® Bracket
- Built-in Screen Protects Against Bug Nesting
- Multiple Patents Pending

APPLICATIONS

Atlas Sound, the most respected name in paging loudspeakers, offers the Model APX40TN conservatively-rated, 40 watt constant-directivity paging loudspeaker for use in public address or paging applications. It combines constant-directivity with superior engineering design, achieving extraordinary performance with quick and easy installation. This constant-directivity loudspeaker offer exact positioning flexibility with a simple twist of the wrist. The APX loudspeaker is well-suited for indoor applications including commercial, light industrial, and large retail/distribution applications where clear and pleasant indoor paging/communications and security are required. The speaker is also appropriate for installation in outdoor retail, commercial, recreational, and public use areas where dependable weatherproof performance is needed for communications and security. The neutral-grey finish complements most interior or exterior surroundings. It may also be painted to match installation guidelines or cosmetics.

Specifications subject to change without notice

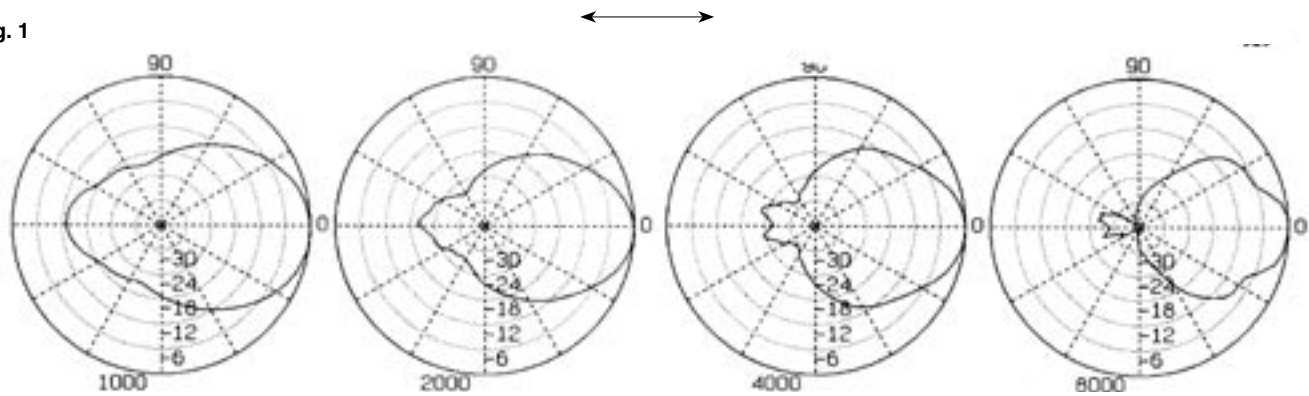


1601 JACK MCKAY BLVD. / ENNIS, TEXAS 75119 U.S.A.
TELEPHONE: (800) 876-3333 / FAX (800) 765-3435

AtlasSound.com

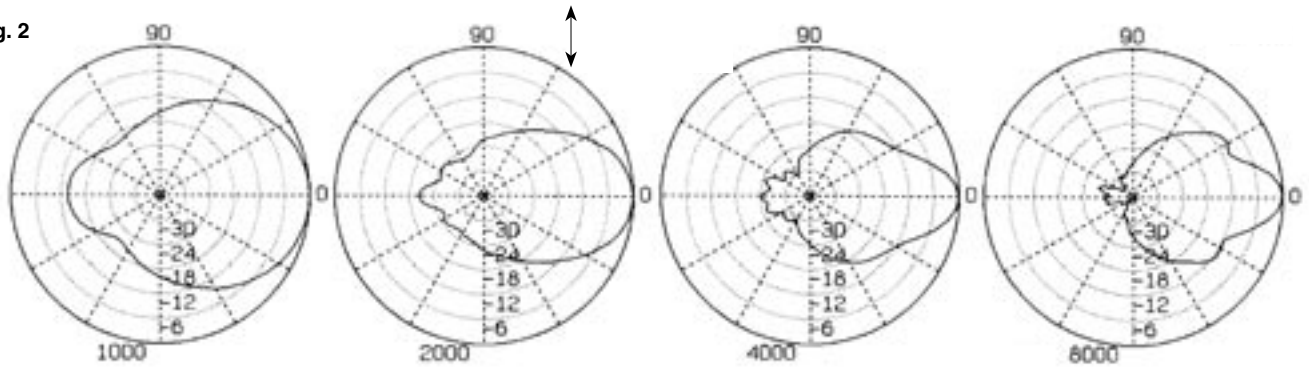
111

Fig. 1

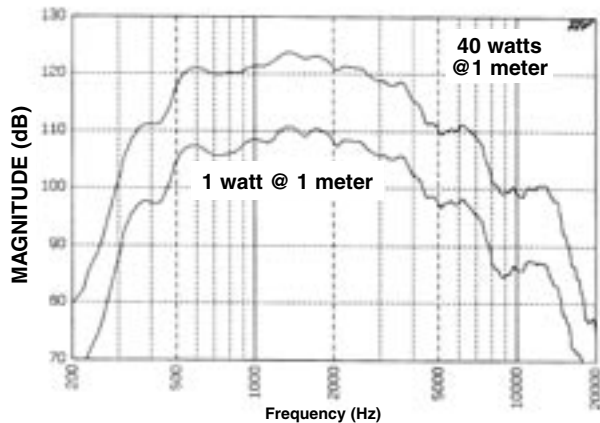


APX40TN Horizontal Polars Are Normalized To Zero On Axis

Fig. 2



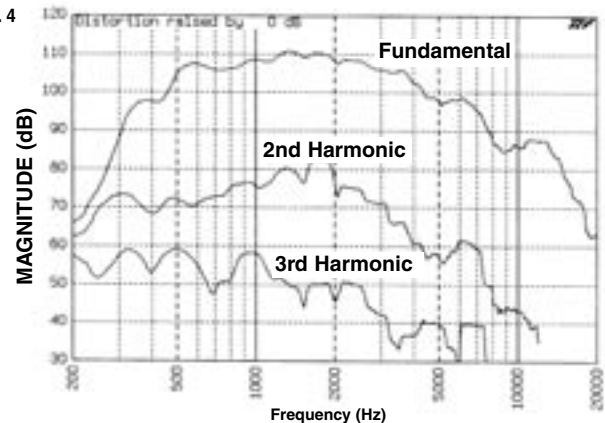
APX40TN Vertical Polars Are Normalized To Zero On Axis



APX40TN Frequency Response

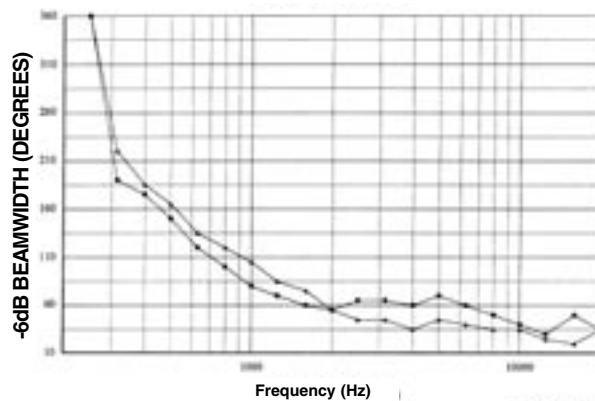
Fig. 3

Fig. 4



APX40TN (Harmonic Distortion - 2.83 watts @ 1 meter)

Fig. 5



APX40TN Beamwidth

Specifications subject to change without notice



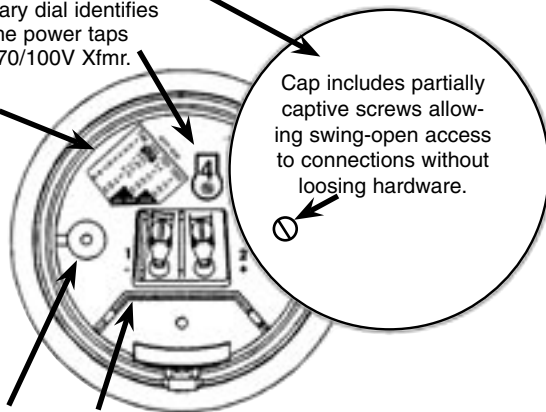
1601 JACK MCKAY BLVD. / ENNIS, TEXAS 75119 U.S.A.
 TELEPHONE: (800) 876-3333 / FAX (800) 765-3435

AtlasSound.com

Wire entrance slot may be enlarged with needle nosed pliers for larger jacketed cables.

Unique rotary dial identifies and sets the power taps on the 25/70/100V Xfmr.

Handy tap reference chart



Posts and notched barrier provide cable strain relief.

Fig. 7

APX40TN Transformer Power Taps				
Switch Position	Impedance (Ohms)	Watts @ 25V	Watts @ 70.7V	Watts @ 100V
1	2,000	-	2.5	5.0
2	1,000	.63	5.0	10.0
3	500	1.25	10.0	20.0
4	250	2.5	20.0	40.0
5	167	3.75	30.0	X*
6	125	5.0	40.0	X*
7	62.5	10.0	X*	X*
8	31.3	20.0	X*	X*
9	15.6	40.0	X*	X*

Fig. 8

Frequency (Hz)	Q	(dB) Di	Beamwidth (Degrees)	
			Horizontal	Vertical
500	6	7	120	140
1000	15	12	80	100
2000	26	14	60	60
4000	27	14	60	40
8000	36	16	50	40

Triple Lock Security

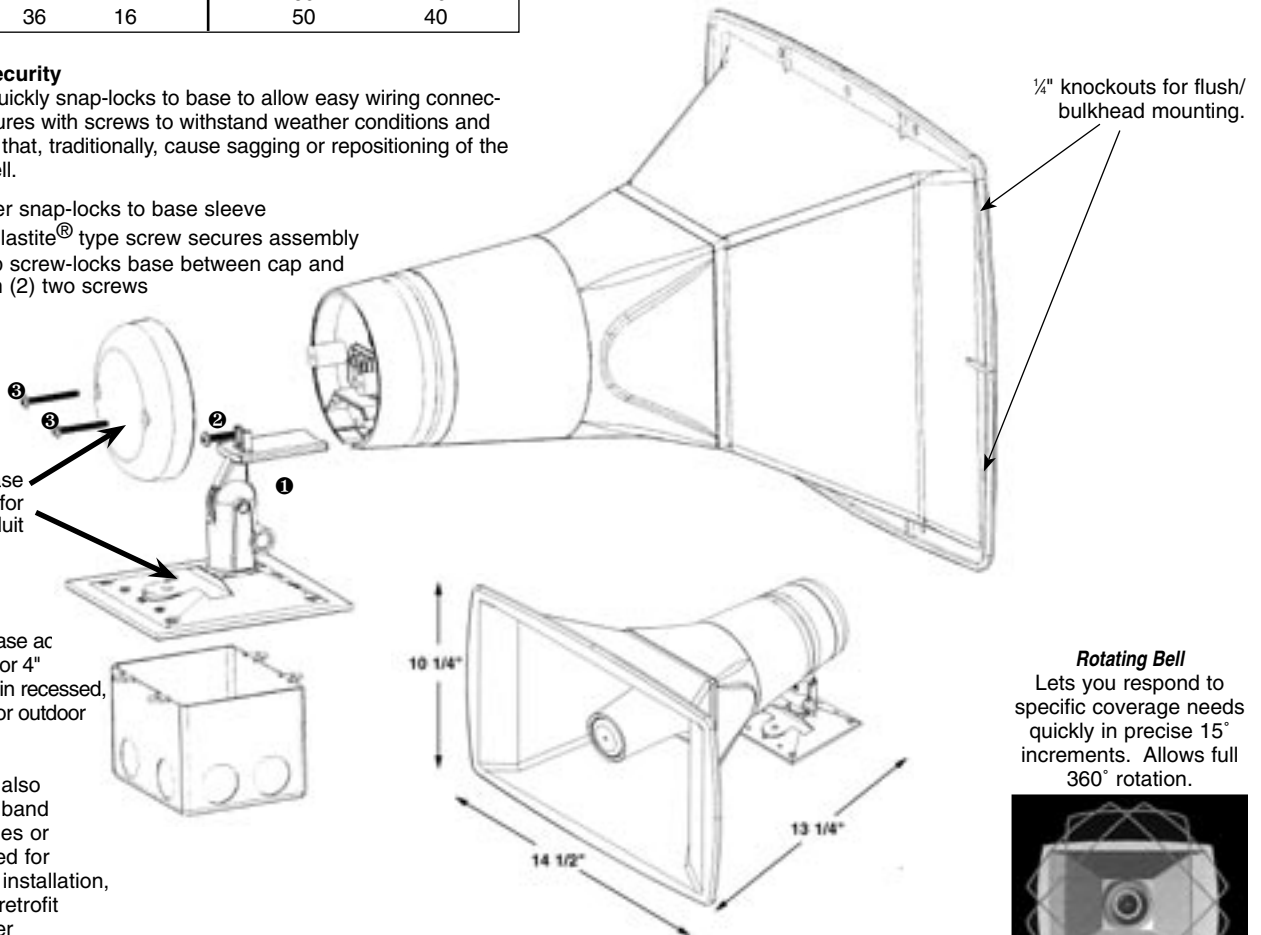
Loudspeaker quickly snap-locks to base to allow easy wiring connections, then secures with screws to withstand weather conditions and external forces that, traditionally, cause sagging or repositioning of the loudspeaker bell.

- ① Loudspeaker snap-locks to base sleeve
- ② Snap-lock Plastite® type screw secures assembly
- ③ Security cap screw-locks base between cap and speaker with (2) two screws

Cap and base have a K.O. for 1/2" flex conduit

Multi-purpose base ac 1-gang, 2-gang or 4" Sq. E.O. Boxes in recessed, surface, indoor or outdoor styles.

The base may also be clamped or band mounted to poles or beams, removed for flush/bulkhead installation, or removed to retrofit existing speaker installations with AP Series Omni-Purpose® mount.



Rotating Bell

Lets you respond to specific coverage needs quickly in precise 15° increments. Allows full 360° rotation.



Note: All installation methods should carefully take into consideration loudspeaker assembly weight and environmental conditions.

Specifications subject to change without notice



1601 JACK MCKAY BLVD. / ENNIS, TEXAS 75119 U.S.A.
TELEPHONE: (800) 876-3333 / FAX (800) 765-3435

AtlasSound.com

GENERAL DESCRIPTION

Performance

APX loudspeakers provide consistent beamwidth control in both horizontal and vertical directions—without guesswork—over a wide frequency range. This means clear messaging and music with less speakers and less cost. Model APX40TN offers 40-watts of continuous power handling and features 60° x 40° (+10 degrees) constant-dispersion pattern across the controlled frequency band of 1.25-10K (horizontal) and 2-20K (vertical). The bell rotates in 15-degree increments (through full 360o) for precise projection angles. The frequency range is 400-7500 Hz (+6dB). The APX40TN has a peak SPL of 124dB at rated power.

Connections

APX models are equipped with an internal 25/70.7/100-volt transformer with screw terminal connections made beneath the rear cap. The cap includes a wire slot and knockout to accommodate various sizes from 22-ga. to 14-ga. Romex®-type* or ½" flex conduit. Strain relief service loop options are provided via posts and notched barrier. Power taps are changed using a unique, screwdriver adjustable rotary switch with a nine-position dial indicator. The rear cap of an APX includes partially captured screws (no loose parts to drop). One screw may be loosened more than the other to allow swing open access to wire connections and power taps. *Larger gauge jacket cable can be accommodated by enlarging the opening with needle nose pliers.

Mounting

Time and labor-saving mounting features make installation of the APX loudspeaker fast, easy, and economical. Pre-mount the die-cast zinc base to a standard U.S. 1-gang, 2-gang, or 4" sq. E.O. box. Base also includes provisions for strap-mounting the loudspeaker to poles or beams using hose clamps. After the base is secure, the loudspeaker snap locks to base sleeve for fast and easy wire connection. When connections are complete, simply insert sleeve screw and tighten the cap screws which will provide triple-lock security. This triple-lock mounting method will save installation time and keep the loudspeaker securely in place during extreme environmental conditions. In retrofit applications, if you are replacing Atlas Sound AP Series speakers, you may use the existing AP base for the APX Series. Simply unscrew wing nut on the APX to remove base and mount to AP bracket. Additionally, the bell includes ¼" knockouts for flush/bulkhead mounting in a box or to a wall. All installation methods should carefully take into consideration loudspeaker assembly weight and environmental conditions.

Construction

Designed and engineered to withstand wind and environmental exposure, the loudspeakers are molded of weather-resistant polycarbonate resin for years of performance reliability. The polycarbonate is combined with ultra-violet (UV) light inhibitor which enhances the loudspeaker's durable construction and adds to its longevity by preventing it from becoming brittle and discolored. APX reinforced with a smooth surface-mating collar which provides extra strength and a sleek appearance. The loudspeaker features a built-in screen located in front of the driver to protect against bug nesting. The neutral-gray units may be painted to match indoor or outdoor environments. Die-cast zinc base is painted to match the loudspeaker. Loudspeaker dimensions: 14½"W x 10¼"H x 13¼"D (368 x 260 x 337mm). It weighs 6 lbs. (2.7 kg).

ARCHITECT AND ENGINEER SPECIFICATIONS

Loudspeaker(s) shall be Atlas Sound Model _____ (APX40TN) or approved equal. Each loudspeaker shall be a constant-directivity type equipped with an integral compression driver. Sound-dispersion angle shall be 60 degrees x 40 degrees (+10 degrees) with a constant-dispersion pattern across the controlled frequency band of 1.25-10K (horizontal) and 2-20K (vertical). The tip of the loudspeaker shall loosen to allow bell to be rotated in 15-degree increments.

Model APX40TN shall have a power handling capability of 40 watts continuous. Frequency response range shall be 400-7500 Hz (+6dB). APX40TN shall have a SPL of 120dB (40W/1M), 107dB (1W/1M), and 124dB peak at 40 watts.

The rear cap of the loudspeaker shall feature partially captured screws and swing open for access to the transformer with nine-position dial indicator rotary switch and wire connections. The cap shall include a slot and a knockout to accommodate connections using 22-ga. to 14-ga. wire or ½" flexible conduit. Wiring connections shall be made via enclosed terminal screws. Model APX40TN shall have impedance selection of 2000, 1000, 500, 250, 167, 125, 62.5, 31.3, and 15.6 ohms and accommodate 25, 70.7, or 100V line. Power taps shall be available at .63, 1.25, 2.5, 3.75, 5.0, 10.0, 20.0, and 40.0 watts for 25V line; 2.5, 5.0, 10.0, 20.0, 30.0, and 40.0 watts for 70V line; 5.0, 10.0, 20.0, and 40.0 watts for 100V line.

Loudspeaker shall feature a triple safety lock method of attaching to the base assembly via a snap-lock die-cast sleeve secured by a sleeve screw and two cap screws. It shall include a smooth surface mating collar for extra strength. Unit shall include a built-in screen within the loudspeaker to prevent bug nesting. The base shall be constructed of die-cast zinc and have provisions for flex conduit and mounting to a standard 1-gang, 2-gang, or 4" sq. E.O. box, or strap-mounting with hose clamps (by others). Additionally, the bell shall include ¼" knockouts for flush/bulkhead mounting in a box or to a wall. The base shall be powder-painted epoxy to match the loudspeaker and shall be paintable. APX40TN shall feature two bands to indicate a 40-watt version. Loudspeaker assembly shall be environment-resistant, and constructed of heavy-duty, neutral-grey polycarbonate resin combined with ultra-violet (UV) light inhibitor. Dimensions shall be 14½"W x 10¼"H x 13¼"D (368 x 260 x 337mm). Weight shall be 6 lbs. (2.7 kg).

Specifications subject to change without notice



1601 JACK MCKAY BLVD. / ENNIS, TEXAS 75119 U.S.A.
TELEPHONE: (800) 876-3333 / FAX (800) 765-3435

AtlasSound.com