



PD Series

High Efficiency 40 Watt Compression Drivers



PD-5VH



PD-5VT

Features

- Powerful Driver Mounts to Large Format Horns to Deliver Outstanding Sound Reproduction for Music, Public Address, and Signaling Systems
- Extended Frequency Response Range for Optimum Intelligibility
- 40 Watt Power Rating
- Environment-Resistant Construction for both Indoor or Outdoor Use
- Offered With or Without Transformer

Applications

PD-5VH and PD-5VT are versatile 40 Watt compression drivers designed for use in conjunction with Atlas Sound large format horns Models CD Series, CJ-46, BIA-100, DR Series or other similar equipment. The drivers, which are most commonly used in commercial sound, signaling, and public-address systems, provide uniform, extended response and clear, natural sound reproduction in high and mid-range frequencies.

The high-power handling capacity of PD-5VH and PD-5VT enables the drivers to penetrate through high-ambient noise levels to deliver superior intelligibility in sizeable listening areas — even under the most demanding conditions. This performance capability makes the units ideal for a variety of applications including: recreational and athletic facilities, arenas, church towers, exhibit and meeting halls, civil defense and government facilities, transportation and storage terminals, factories, and warehouses.

Both the PD-5VH and transformer-equipped PD-5VT, are environment-resistant for dependable and long-term performance, indoors or outdoors.

General Description

Models PD-5VH and PD-5VT are similar in performance characteristics. Both are 40 Watt drivers with a sound chamber, phasing plug, magnetic-structure components machined to optimum tolerances and a 2" voice coil. The internal components are enclosed within a protective die-cast housing.

Model PD-5VH has an Alnico V-DG magnet which offers maximum temperature stability and optimizes output for yielding the lowest amplifier power requirements. It also provides terminals for matching direct to the 16 Ω voice coil impedance. Model PD-5VT is equipped with a ceramic magnet and includes a built-in, varnish-impregnated, tropic-sealed, multi-tap 70.7V line-matching transformer, (also adaptable to 25V audio system operation) which offers a selection of terminals for matching to the appropriate impedance and power taps. The durable compression drivers mount easily to large format horns that terminate in the standard 1 $\frac{1}{2}$ "-18 male coupling thread. Model PD-5VT is equipped with corrosion-resistant, screw-type, wiring terminals which are protected by a transparent impact-resistant plastic cover. The protective cover also provides strain relief for interconnecting cable. Diaphragms are replaceable with the appropriate equipment. Units are finished in grey, baked epoxy.

Specifications

PD-5VH

Power Rating	40 Watts @ 16Ω
Plane Wave Freq. Response	110Hz - 4.1kHz (±5dB)
Sensitivity	110.7
Impedance	16Ω
Voice Coil	2" (50.8mm)
Height	5½" (130mm)
Width	4¾" (111mm)
Weight	4.10 lbs.(1.9Kgs.)

PD-5VT

Power Rating	40 Watts @ 70.7V
Plane Wave Freq. Response	190Hz - 4.2kHz (±5dB)
Low Freq. Limit@ Full Power	300Hz
Sound Level*	111.2 (avg), 190Hz - 4.2kHz (±5dB)
Impedance	2KΩ, 1KΩ, 500Ω, 250Ω, 125Ω, 16Ω
Power Taps	2.5W, 5W, 10W, 20W, & 40W
Voice Coil	2" (50.8mm)
Height	6¾" (175mm)
Width	6¾" (162mm)
Weight	7 lbs. (3.2Kgs.)

*Measured on a plane wave tube at 1 mW

Architect and Engineer Specifications

Compression driver unit shall be Atlas Sound Model ____ (PD-5VH, PD-5VT) or approved equal. Unit shall have a full range power capacity of 40 Watts when measured above the low frequency cut-off of the large format horn.

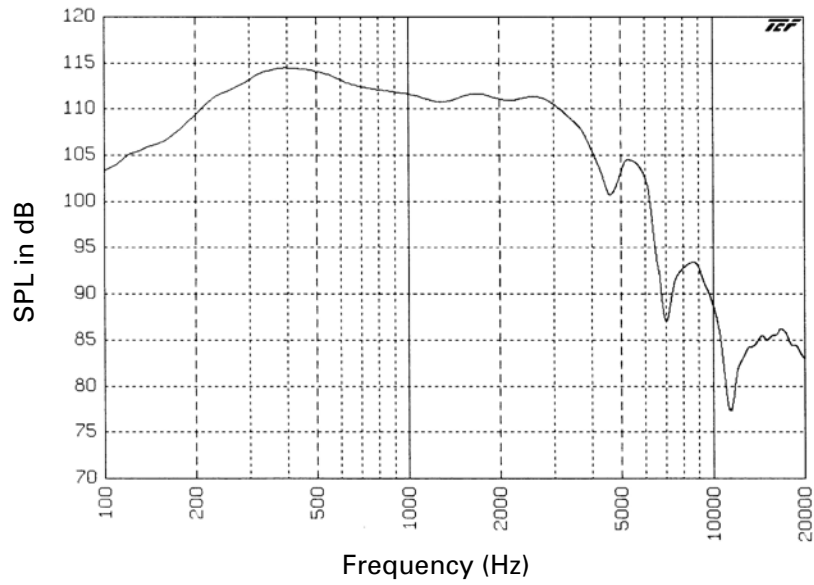
Rated frequency shall be _____ Hz (±5dB) measured on a plane wave tube at 1 mW. Low frequency limit at full power shall be _____ Hz. Voice coil impedance shall be 16Ω. Each driver shall have a sound pressure level output capability of _____ (avg) ±5dB.

Non-transformer Model PD-5VH shall have magnet material of temperature-stable Alnico V-DG. Transformer model shall have a ceramic magnet. The compression driver shall have a voice coil of 2" diameter and constructed of cloth-based molded phenolic.

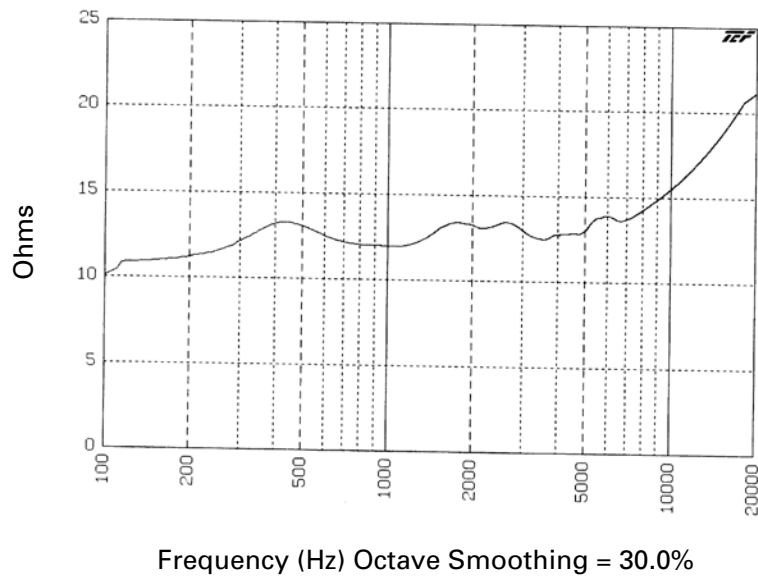
Transformer-equipped Model PD-5VT shall provide selection of power taps (for 70.7V line) of 2.5, 5, 10, 20, and 40 Watts. Impedance and power taps shall be clearly identified on screw-terminal board.

NOTE: Plane wave tube measurements provide resistive loads to test drivers. Actual frequency response of a driver / horn combination will vary depending on the horn used with the driver. Consult individual horn specification sheet for typical horn frequency response.

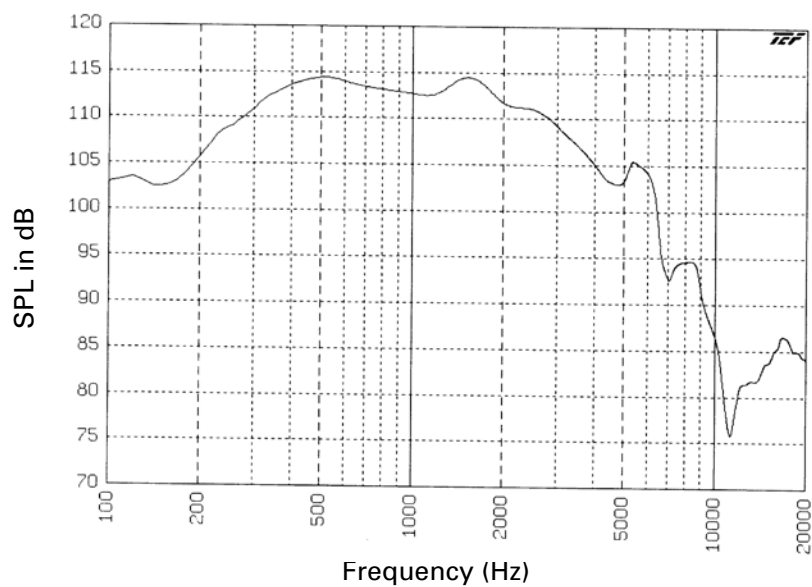
PD-5VH Frequency Response



PD-5VH Impedance



PD-5VT Frequency Response



PD-5VT Impedance

