

CI-2RR Two channel ground isolator

- Eliminates hum and buzz caused by ground loops
- Extended frequency response from 10 Hz to 40 kHz
- Less than 2° phase deviation at 20 Hz
- Plug and play easy to use - no power required



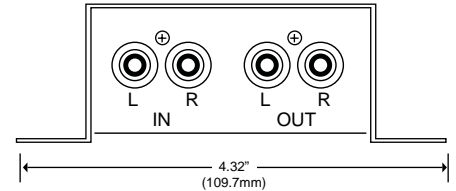
The Iso-Max[®] CI-2RR is a passive two channel audio ground isolator designed to eliminate hum and buzz caused by ground loops in the most demanding audio systems.

The unbalanced stereo design begins with gold RCA connectors to ensure optimal signal transfer. These are housed in a rugged steel enclosure that is fitted with screw-down flanges for easy installation in racks, under shelves or attached to cabinetry. The magic inside comes from two high performance Jensen Transformers that deliver pristine audio from 10 Hz to 40 kHz with less than 1 dB of deviation, less than 0.05% harmonic distortion and less than 2° phase shift at all frequencies. The transformer is shielded in a mu-metal can to protect against external magnetic fields and prevent "spectral contamination" due to ultrasonic and RF interference. This assures your music will be faithfully delivered without distortion, coloration or artifact no matter what the program material or signal level.

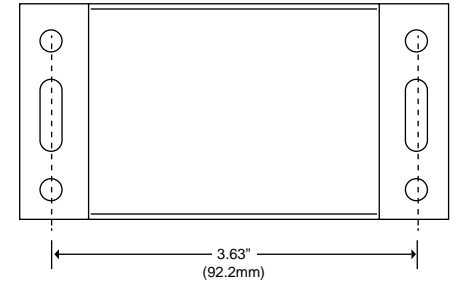
These features makes the CI-2RR the perfect choice for 2 channel audio-ophile systems, home theater, Hi-Z recording sound cards, car audio and any other unbalanced audio signal.

Dimensions

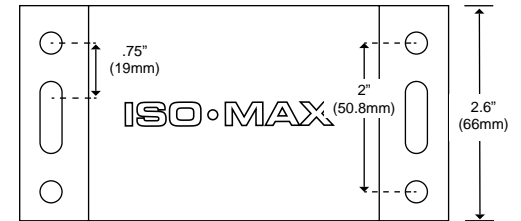
(FRONT)



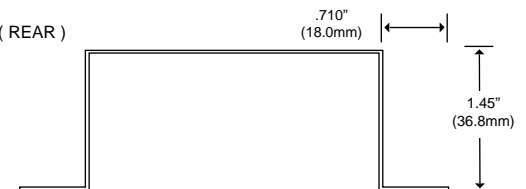
(BOTTOM)




(TOP)



(REAR)



Applications



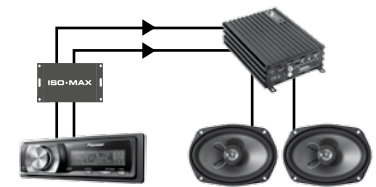
CI-2RR in a HI-FI system

Connect the CI-2RR in between your preamp and power amp to eliminate noise without affecting the signal quality. The CI-2RR's exceptional frequency response, phase accuracy and signal handling makes it perfect for high-end 2 channel systems.



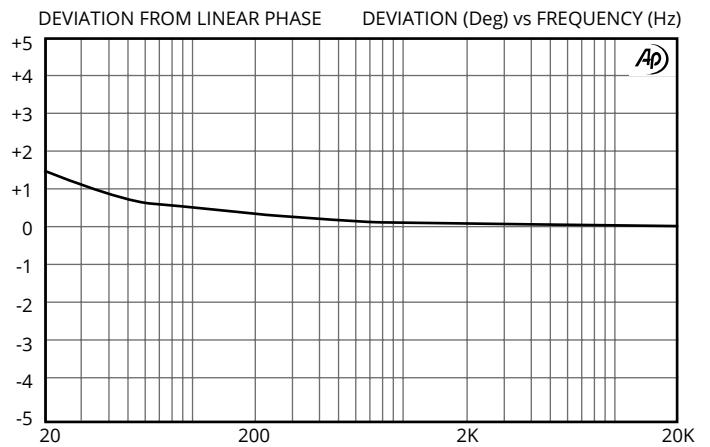
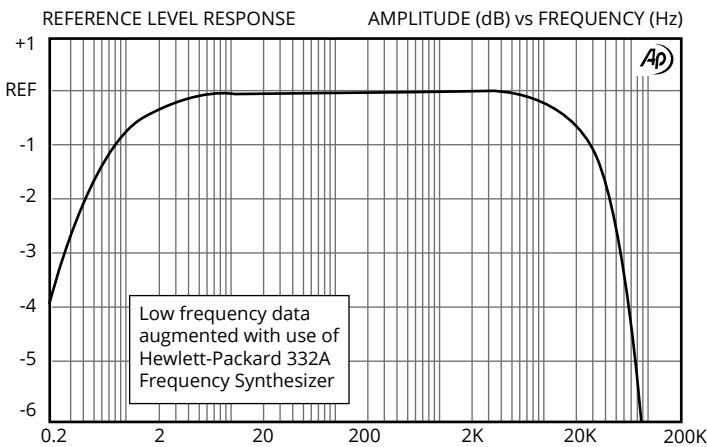
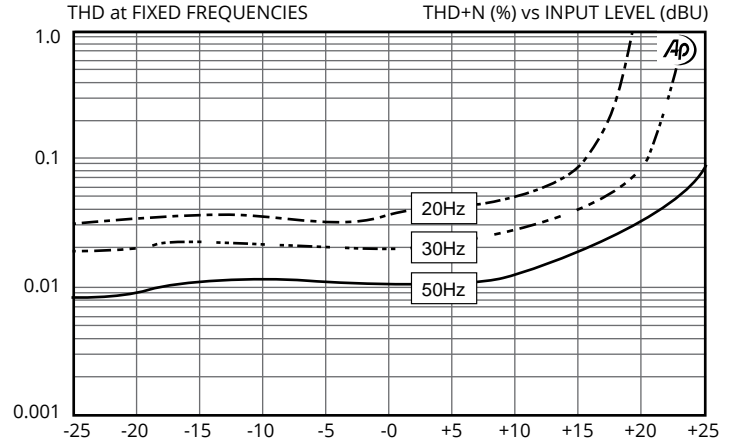
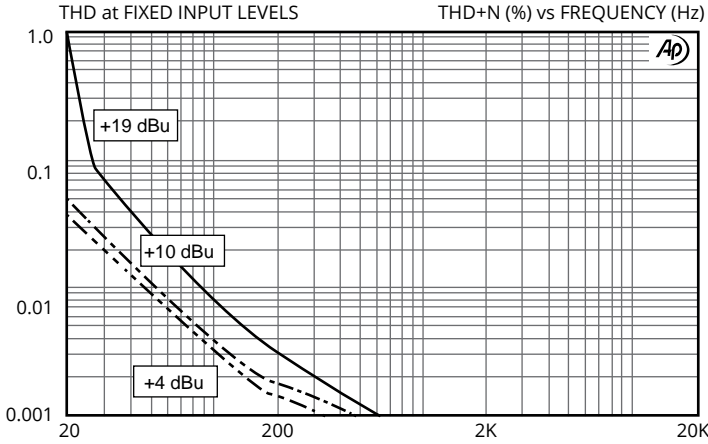
CI-2RR in a home theater

Combining video and audio together in home theater setups can often lead to noise. The Iso-Max CI-2RR solves the problem by isolating the video playback system from the multi-channel audio system, eliminating the hum and buzz caused by ground loops and DC offsets.



CI-2RR in a your car

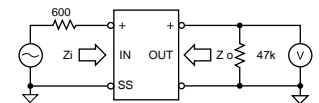
Car audio enthusiasts know the challenges of ground hum polluting their audio. Turning up the volume only amplifies the problem. Isolating the radio/receiver from the power amp eliminates buzz caused by ground loops. The CI-2RR does it perfectly without affecting the performance.



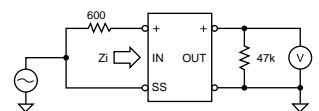
PARAMETER	CONDITIONS	MINIMUM	TYPICAL	MAXIMUM
Input impedance, Zi	1 kHz, +4 dBu, test circuit 1	47.0 kΩ	48.6 kΩ	50.0 kΩ
Insertion loss	1 kHz, +4 dBu, test circuit 1		0.82 dB	1.0 dB
Magnitude response, ref 1 kHz	20 Hz, +4 dBu, test circuit 1	-0.15 dB	-0.03 dB	±0.0 dB
	20 kHz, +4 dBu, test circuit 1	-1.0dB	-0.70 dB	±0.0 dB
Deviation from linear phase (DLP)	20 Hz to 20 kHz, +4 dBu, test circuit 1		+1.4/-0°	±2.0°
Distortion (THD)	1 kHz, +4 dBu, test circuit 1		<0.001%	
	20 Hz, +4 dBu, test circuit 1		0.04%	0.10%
Maximum 20 Hz input level	1% THD, test circuit 1	+17 dBu	+19 dBu	
Common - mode rejection ratio (CMRR)	60 Hz, test circuit 2		95 dB	
	3 kHz, test circuit 2		85 dB	
Output impedance, Zo	1 kHz, test circuit 1		4.65 kΩ	
Allowable source impedance	(output impedance of device driving the ISO-MAX input)	0	600 Ω	2 kΩ
Allowable load impedance	(input impedance of device loading the ISO-MAX output)	10 kΩ	47 kΩ	∞
Allowable load capacitance	(cable & input capacitance loading the ISO-MAX output)	0	50 pF	100 pF
Optimal cable length	input		3 m (10')	8 m (25')
	output		1 m (3')	3 m (10')
Temperature range	operation or storage	0°C		70°C
Input to Output Voltage Difference*	any input to any output shield or any shield to case, 60 Hz			24 V RMS 34 V peak

All levels are input unless noted, +4 dBu = 1.23 V RMS

Test Circuit 1:



Test Circuit 2:



All minimum and maximum specifications are guaranteed. Unless noted otherwise, all specifications apply at 25°C. Specifications subject to change without notice. All information herein is believed to be accurate and reliable, however no responsibility is assumed for its use nor for any infringements of patents which may result from its use. No license is granted by implication or otherwise under any patent or patent rights of Jensen Transformers, Inc.

*IMPORTANT NOTE: THIS PRODUCT IS NOT INTENDED FOR USE IN CIRCUMSTANCES WHERE THE DC OR PEAK AC VOLTAGE BETWEEN INPUT AND OUTPUT CONNECTIONS EXCEEDS 34 VOLTS OR WHERE ITS FAILURE COULD CAUSE INJURY OR DEATH.