

Delta10B Large Vented Cabinet

By McJerry, Eminence Speaker LLC

Displacement Limited to 50 Watts. Can be used semi-FR with a steep high pass filter set to 60 Hz.

Box Properties

--Description--

Name:

Type: Vented Box

Shape: Prism, square

--Box Parameters--

Vb = 1.051 cu.ft

V(total) = 1.15 cu.ft

Fb = 66 Hz

QL = 7

F3 = 71.26 Hz

Fill = minimal

--Vents--

No. of Vents = 2

Vent shape = round

Vent ends = one flush

Dv = 3 in

Lv = 5.089 in

Driver Properties

--Description--

Name: Delta-10 (16 ohm)

Type: Standard one-way driver

Company: Eminence Speaker LLC

Comment: Revised NOV 2005

Piston: Paper cone.

Suspension: Cloth surround.

Dust Cap: Solid paper dust cap.

Frame: Pressed steel basket.

Voice Coil: 2.5 inch (63.5 mm) coated copper.

Magnet: 56 oz ferrite magnet.

--Configuration--

No. of Drivers = 1

--Driver Parameters--

Fs = 65 Hz

Qms = 8.34

Vas = 36 liters

Xmax = 1.8 mm

Sd = 344.9 sq.cm

Qes = 0.35

Re = 11.6 ohms

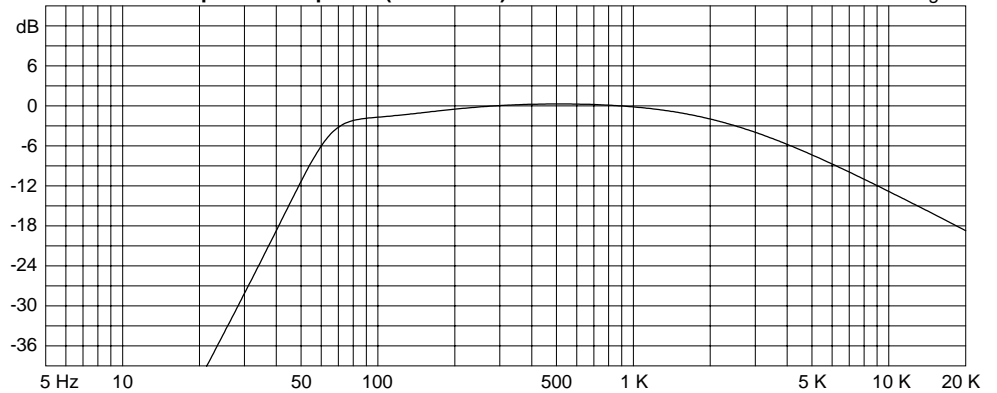
Le = 0.79 mH

Z = 16 ohms

Pe = 350 watts

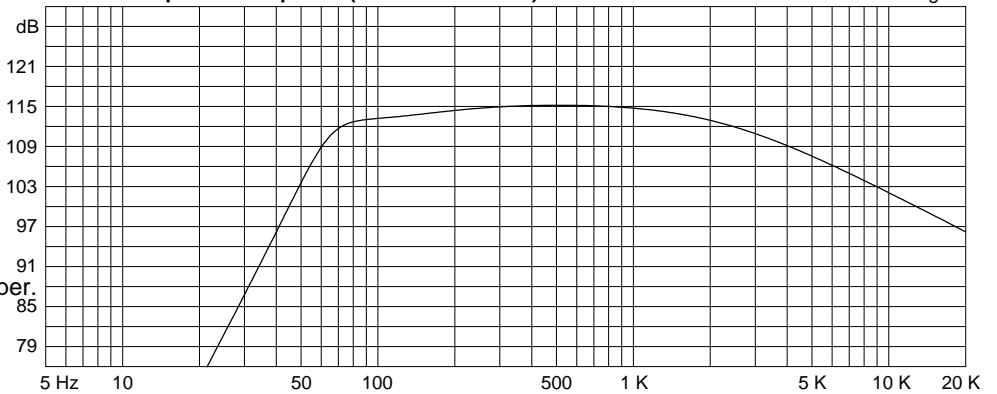
Normalized Amplitude Response (dB-SPL/Hz)

Eminence Designer



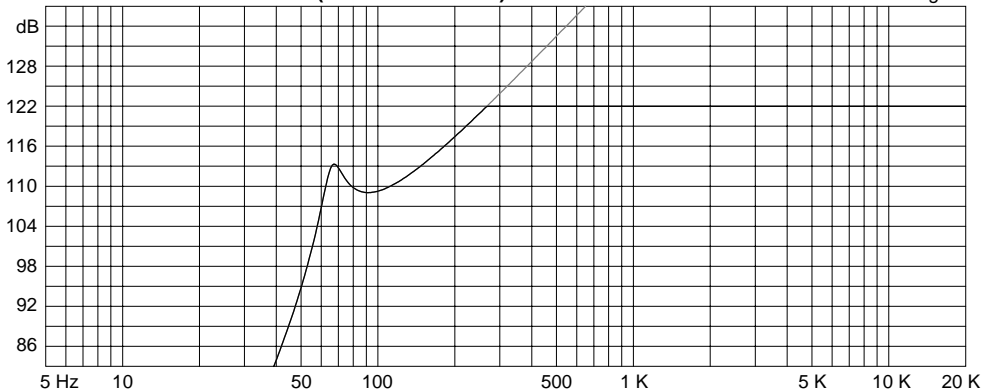
Custom Amplitude Response (dB-SPL/Hz at 1 m) with 50 watts

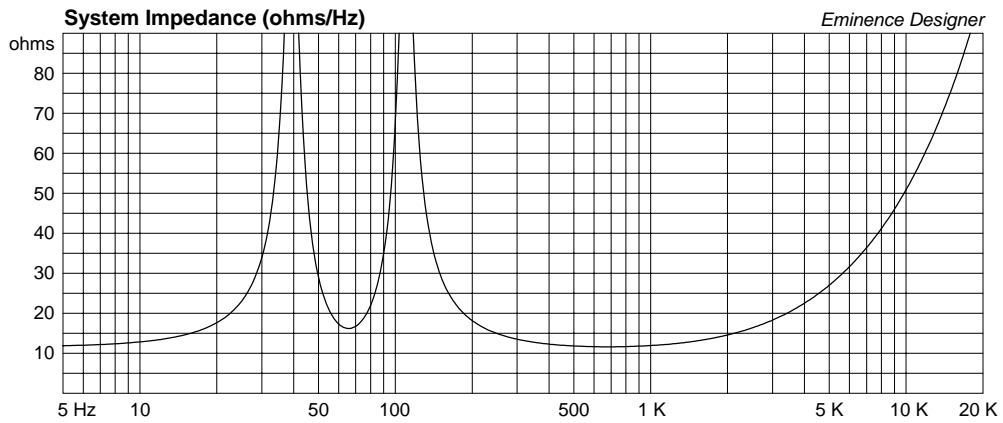
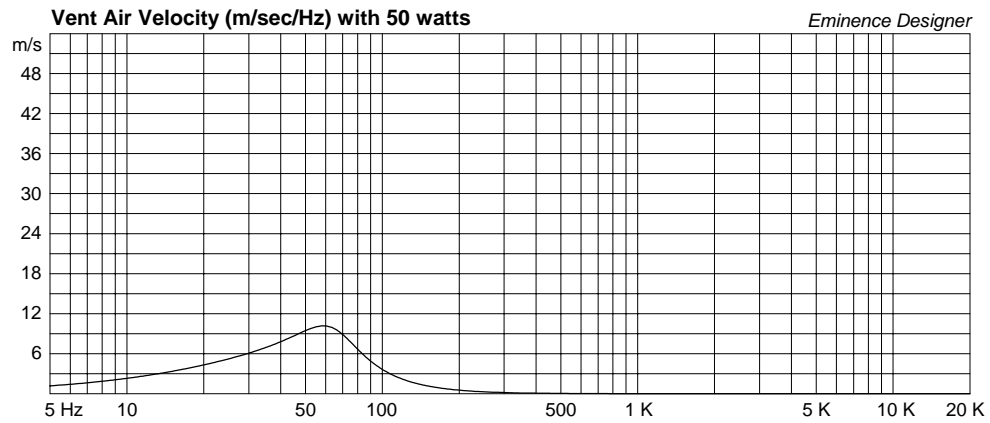
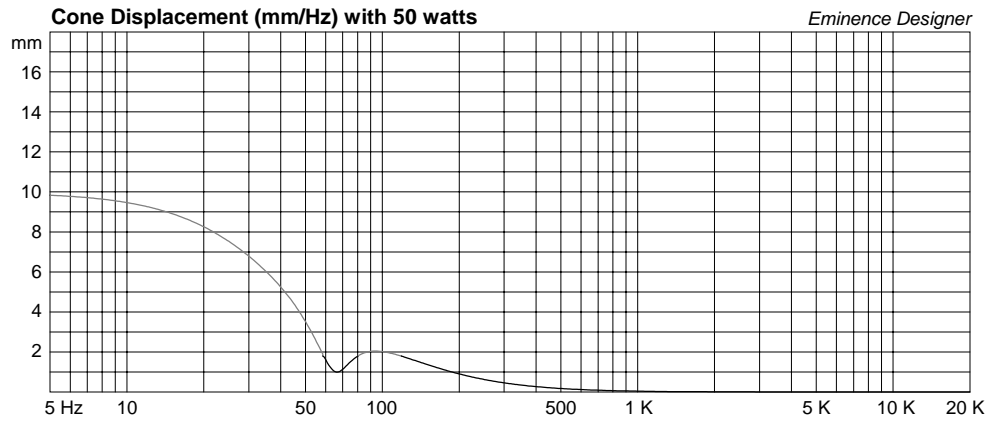
Eminence Designer



Maximum Acoustic Power (dB-SPL/Hz at 1 m)

Eminence Designer





Delta10B Med Vented Midrange or Mid/Hi Sat Cabinet

By McJerry, Eminence Speaker LLC

Displacement Limited to 100 Watts. Use a steep high pass filter set to 100 Hz or higher.

Box Properties

--Description--

Name:

Type: Vented Box

Shape: Prism, square

--Box Parameters--

Vb = 0.528 cu.ft

V(total) = 0.624 cu.ft

Fb = 95 Hz

QL = 7

F3 = 94.77 Hz

Fill = minimal

--Vents--

No. of Vents = 2

Vent shape = round

Vent ends = one flush

Dv = 3 in

Lv = 4.741 in

Driver Properties

--Description--

Name: Delta-10 (16 ohm)

Type: Standard one-way driver

Company: Eminence Speaker LLC

Comment: Revised NOV 2005

Piston: Paper cone.

Suspension: Cloth surround.

Dust Cap: Solid paper dust cap.

Frame: Pressed steel basket.

Voice Coil: 2.5 inch (63.5 mm) coated copper.

Magnet: 56 oz ferrite magnet.

--Configuration--

No. of Drivers = 1

--Driver Parameters--

Fs = 65 Hz

Qms = 8.34

Vas = 36 liters

Xmax = 1.8 mm

Sd = 344.9 sq.cm

Qes = 0.35

Re = 11.6 ohms

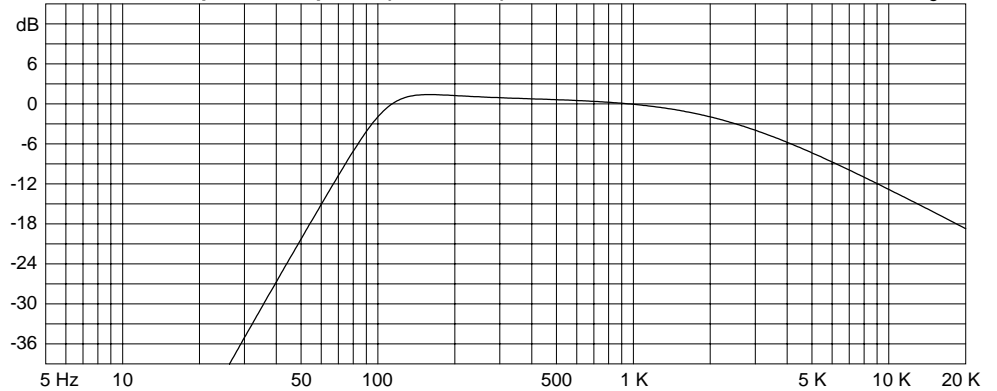
Le = 0.79 mH

Z = 16 ohms

Pe = 350 watts

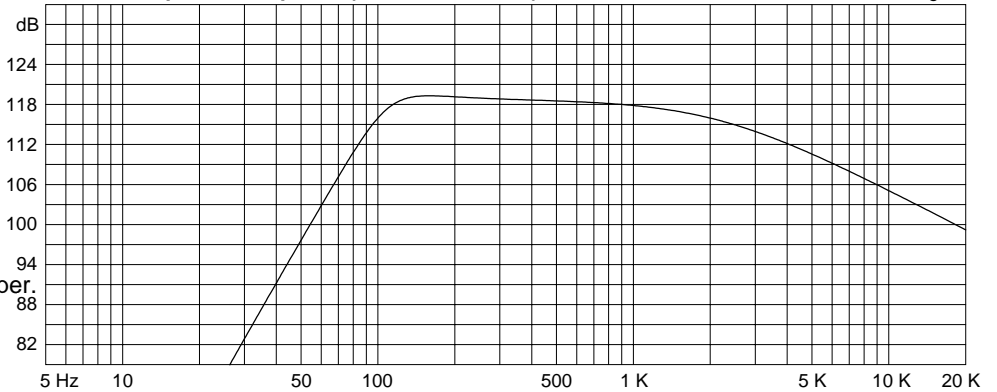
Normalized Amplitude Response (dB-SPL/Hz)

Eminence Designer



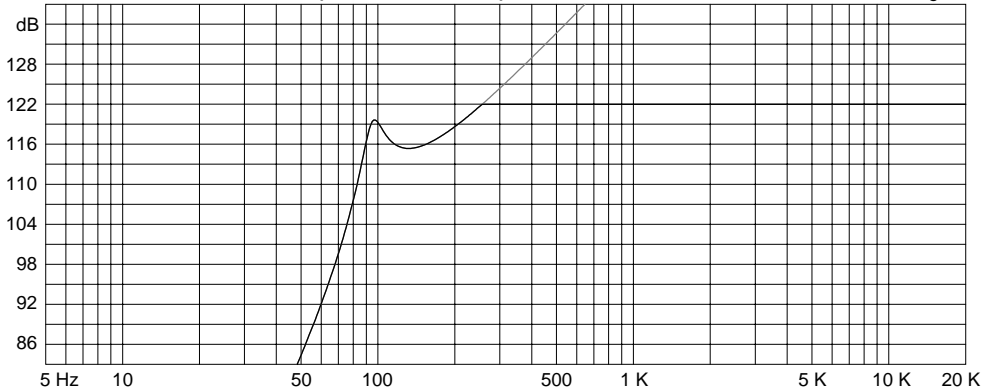
Custom Amplitude Response (dB-SPL/Hz at 1 m) with 100 watts

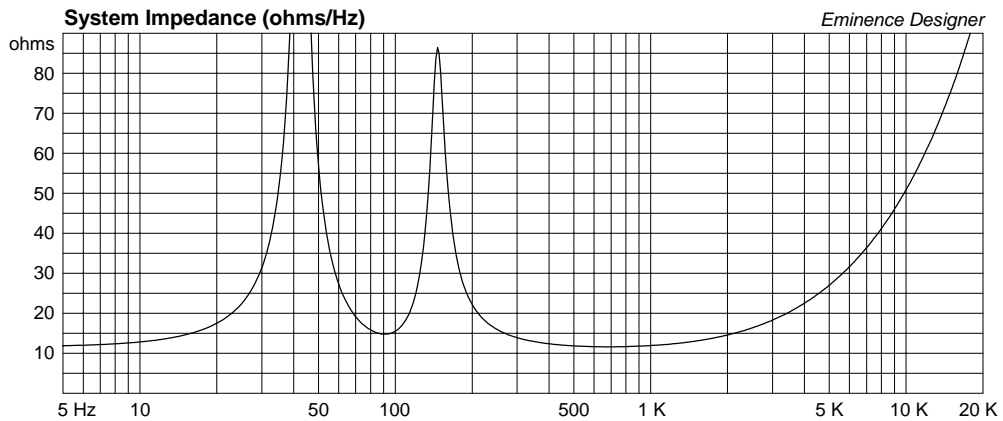
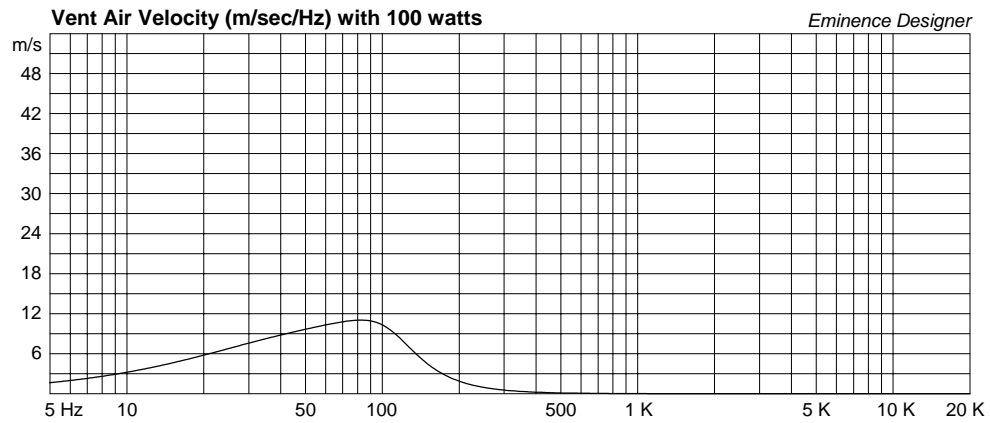
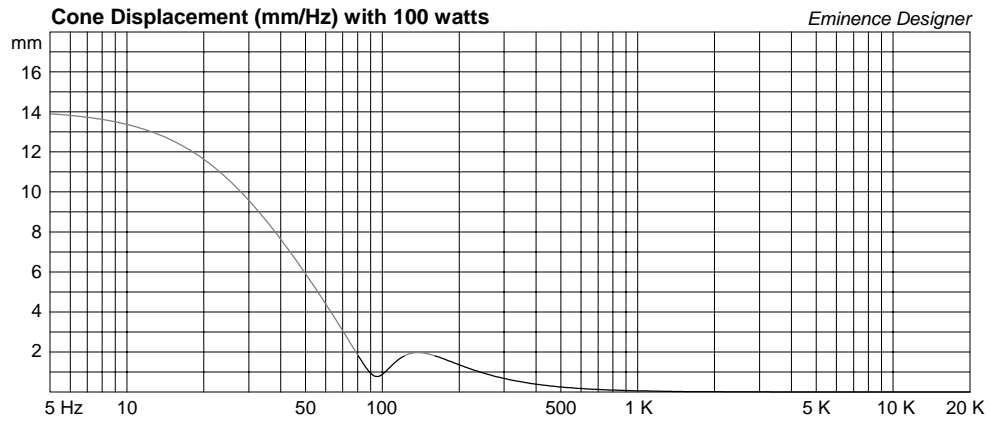
Eminence Designer



Maximum Acoustic Power (dB-SPL/Hz at 1 m)

Eminence Designer





Delta10B Small Sealed Midrange Cabinet

By McJerry, Eminence Speaker LLC

Limited to 250 Watts. Use a steep high pass filter set to 280 Hz or higher.

Box Properties

--Description--

Name:

Type: Closed Box

Shape: Prism, square

--Box Parameters--

Vb = 0.319 cu.ft

V(total) = 0.37 cu.ft

Qtc = 0.585

QL = 20

F3 = 162.8 Hz

Fill = heavy

Driver Properties

--Description--

Name: Delta-10 (16 ohm)

Type: Standard one-way driver

Company: Eminence Speaker LLC

Comment: Revised NOV 2005

Piston: Paper cone.

Suspension: Cloth surround.

Dust Cap: Solid paper dust cap.

Frame: Pressed steel basket.

Voice Coil: 2.5 inch (63.5 mm) coated copper.

Magnet: 56 oz ferrite magnet.

--Configuration--

No. of Drivers = 1

--Driver Parameters--

Fs = 65 Hz

Qms = 8.34

Vas = 36 liters

Xmax = 1.8 mm

Sd = 344.9 sq.cm

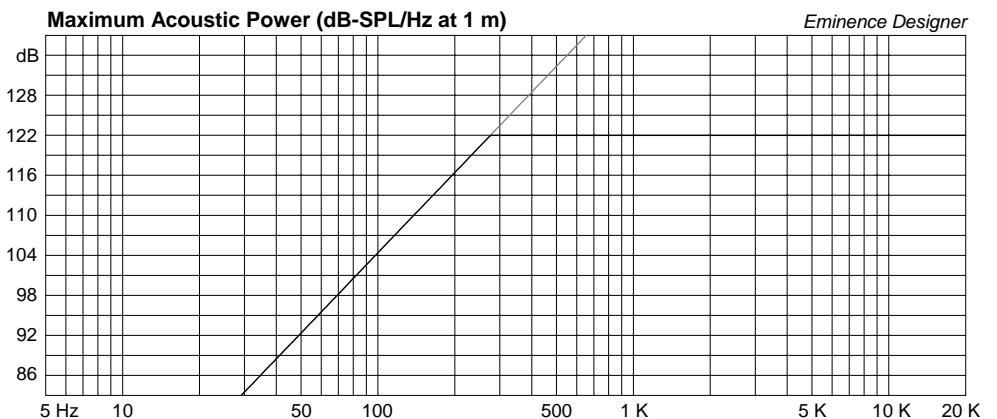
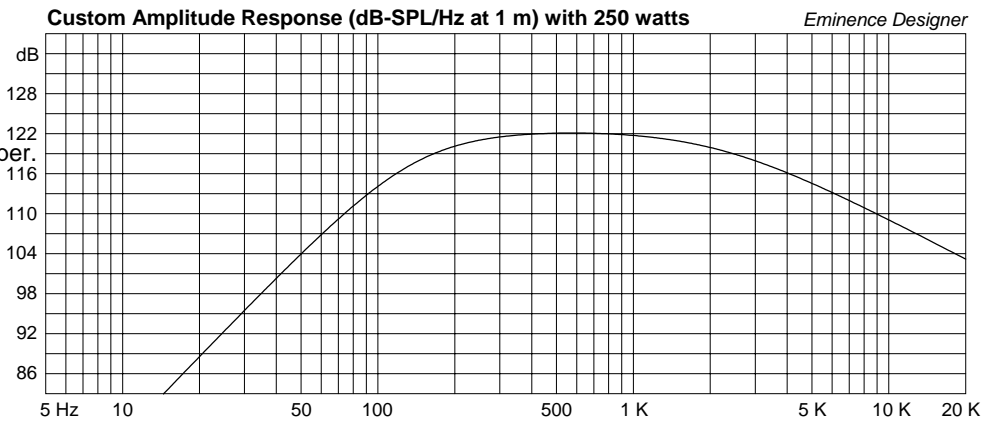
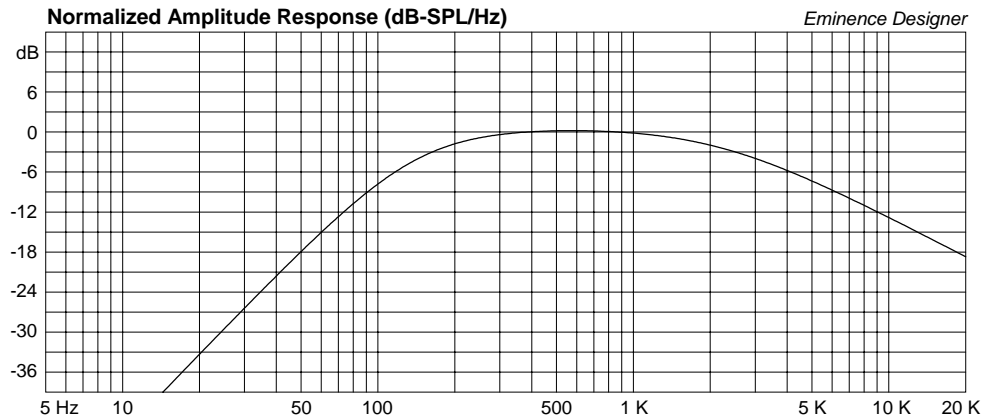
Qes = 0.35

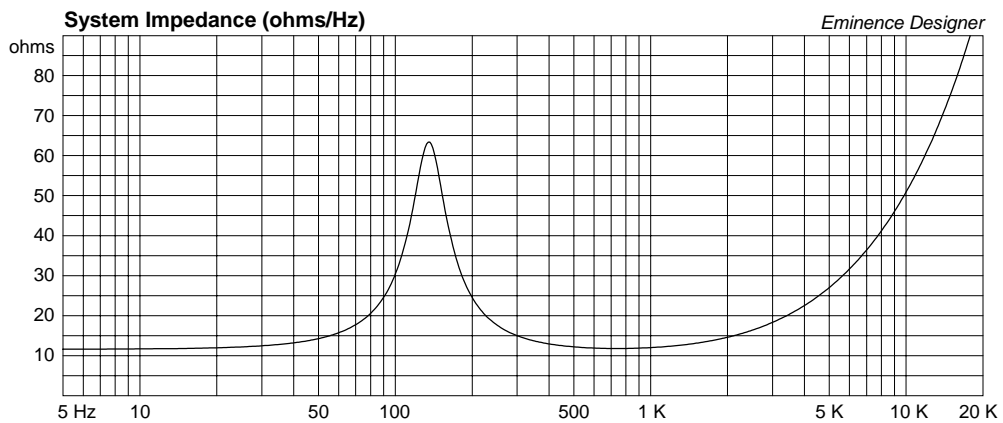
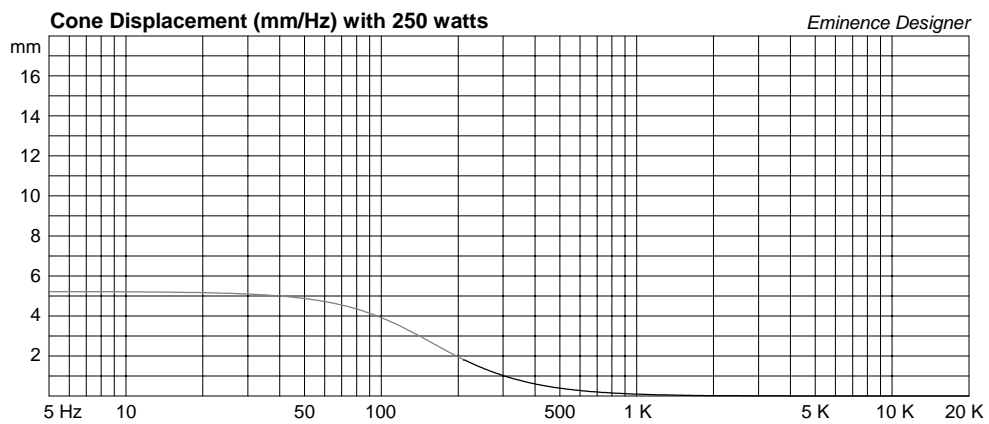
Re = 11.6 ohms

Le = 0.79 mH

Z = 16 ohms

Pe = 350 watts





Delta10B Small Vented Midrange Cabinet

By McJerry, Eminence Speaker LLC

Displacement Limited to 250 Watts. Use a steep high pass filter set to 140 Hz or higher. Will require some EQ for flat playback.

Box Properties

--Description--

Name:

Type: Vented Box

Shape: Prism, square

--Box Parameters--

Vb = 0.307 cu.ft

V(total) = 0.391 cu.ft

Fb = 135 Hz

QL = 7

F3 = 126 Hz

Fill = minimal

--Vents--

No. of Vents = 2

Vent shape = round

Vent ends = one flush

Dv = 3 in

Lv = 3.511 in

Driver Properties

--Description--

Name: Delta-10 (16 ohm)

Type: Standard one-way driver

Company: Eminence Speaker LLC

Comment: Revised NOV 2005

Piston: Paper cone.

Suspension: Cloth surround.

Dust Cap: Solid paper dust cap.

Frame: Pressed steel basket.

Voice Coil: 2.5 inch (63.5 mm) coated copper.

Magnet: 56 oz ferrite magnet.

--Configuration--

No. of Drivers = 1

--Driver Parameters--

Fs = 65 Hz

Qms = 8.34

Vas = 36 liters

Xmax = 1.8 mm

Sd = 344.9 sq.cm

Qes = 0.35

Re = 11.6 ohms

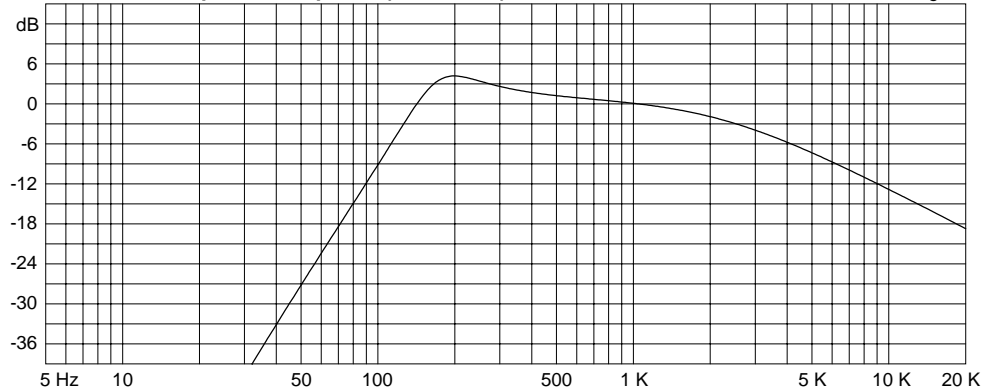
Le = 0.79 mH

Z = 16 ohms

Pe = 350 watts

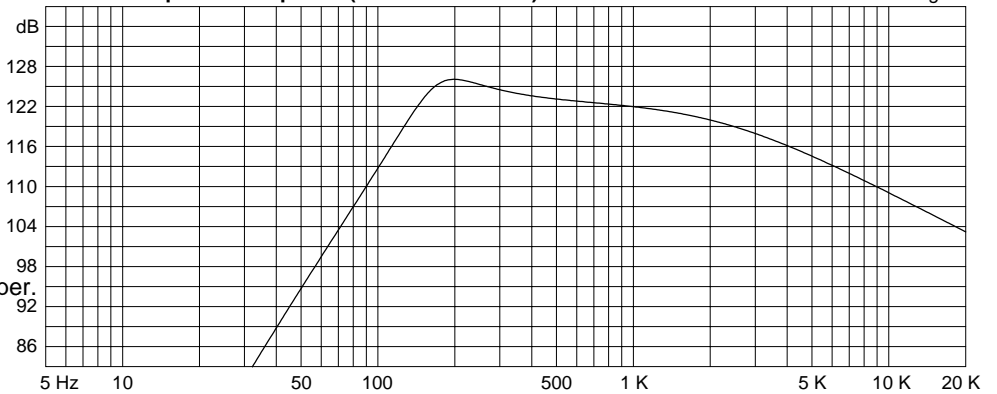
Normalized Amplitude Response (dB-SPL/Hz)

Eminence Designer



Custom Amplitude Response (dB-SPL/Hz at 1 m) with 250 watts

Eminence Designer



Maximum Acoustic Power (dB-SPL/Hz at 1 m)

Eminence Designer

