

Beta8CX Small Vented Cabinet

By Jerry McNutt, Eminence Speaker LLC

200 Watt Displacement Limit; Use above 100 Hz.

Small design that can handle a lot of power if used with a Subwoofer.

Box Properties

--Description--

Name:

Type: Vented Box

Shape: Prism, square

--Box Parameters--

Vb = 0.25 cu.ft

V(total) = 0.3 cu.ft

Fb = 102 Hz

QL = 7

F3 = 102.8 Hz

Fill = minimal

--Vents--

No. of Vents = 1

Vent shape = round

Vent ends = one flush

Dv = 3 in

Lv = 4.618 in

Driver Properties

--Description--

Name: Beta-8CX - LF

Type: Two-way coaxial driver

Company: Eminence Speaker LLC

Comment: Revised OCT 2008

Piston: Paper cone.

Suspension: Cloth surround.

Dust Cap: Solid composition paper dust cap.

Frame: Pressed steel basket.

Voice Coil: 2 inch (50.8 mm) coated copper. Krypton former.

Magnet: 38 oz ferrite magnet.

--Configuration--

No. of Drivers = 1

--Driver Parameters--

Fs = 65.52 Hz

Qms = 8.82

Vas = 0.706 cu.ft

Xmax = 0.126 in

Sd = 32.55 sq.in

Qes = 0.34

Re = 5.58 ohms

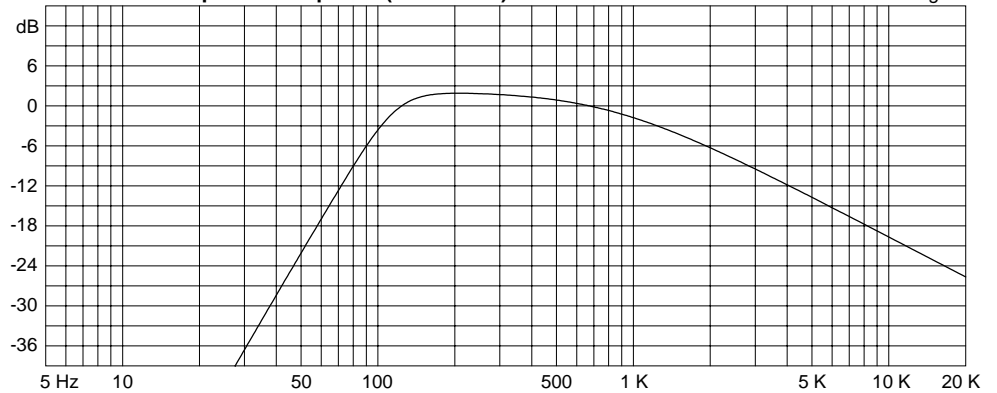
Le = 0.85 mH

Z = 8 ohms

Pe = 250 watts

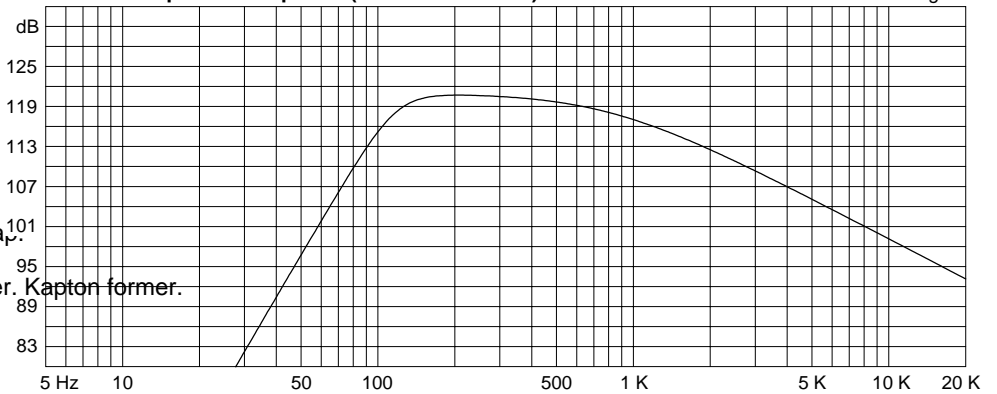
Normalized Amplitude Response (dB-SPL/Hz)

Eminence Designer



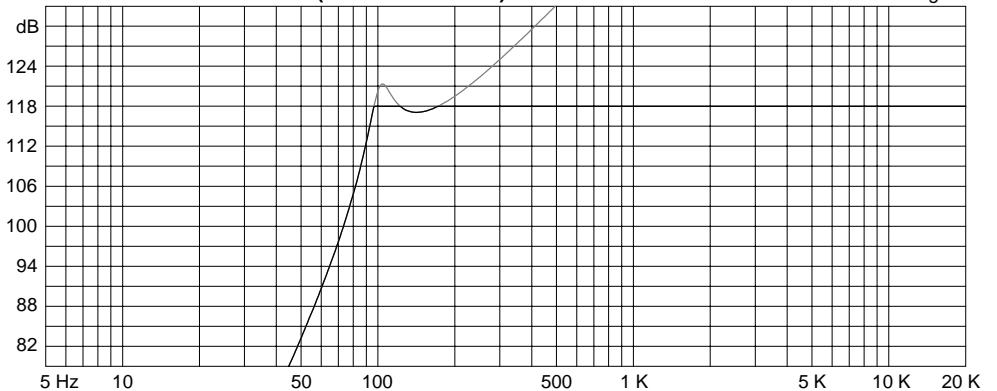
Custom Amplitude Response (dB-SPL/Hz at 1 m) with 200 watts

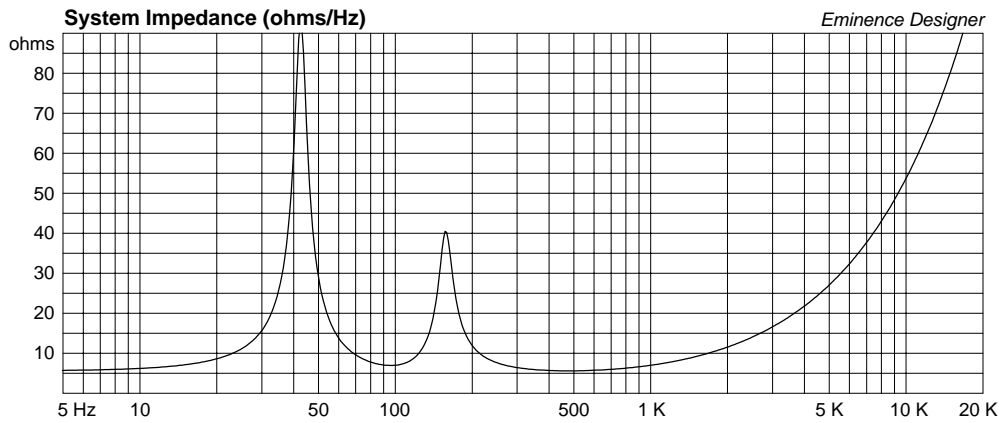
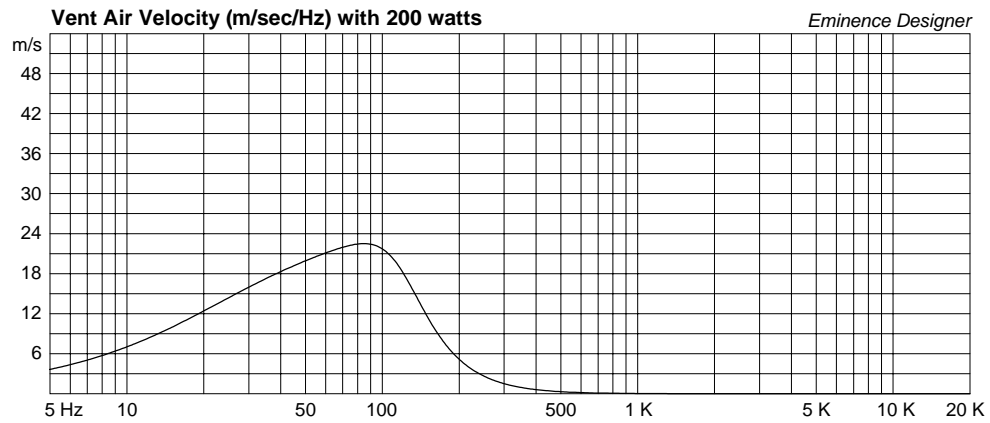
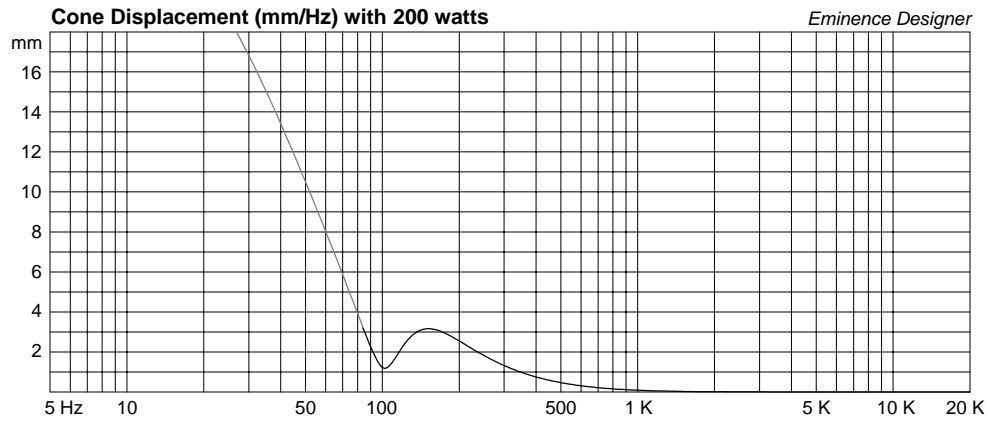
Eminence Designer



Maximum Acoustic Power (dB-SPL/Hz at 1 m)

Eminence Designer





Beta8CX Medium Vented Cabinet

By Jerry McNutt, Eminence Speaker LLC
Displacement Limited to 100 Watts; F3 at 74 Hz.
Best used above 95 Hz. Compact two-way Sat.

Box Properties

--Description--

Name:

Type: Vented Box

Shape: Prism, square (optimum)

--Box Parameters--

Vb = 0.55 cu.ft

V(total) = 0.599 cu.ft

Fb = 70 Hz

QL = 7

F3 = 73.84 Hz

Fill = minimal

--Vents--

No. of Vents = 1

Vent shape = round

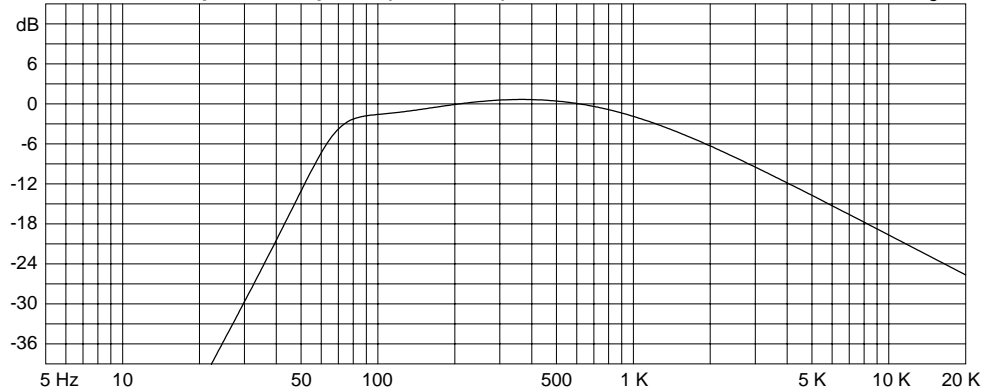
Vent ends = one flush

Dv = 3 in

Lv = 4.352 in

Normalized Amplitude Response (dB-SPL/Hz)

Eminence Designer



Driver Properties

--Description--

Name: Beta-8CX - LF

Type: Two-way coaxial driver

Company: Eminence Speaker LLC

Comment: Revised OCT 2008

Piston: Paper cone.

Suspension: Cloth surround.

Dust Cap: Solid composition paper dust cap.

Frame: Pressed steel basket.

Voice Coil: 2 inch (50.8 mm) coated copper. Kapton former.

Magnet: 38 oz ferrite magnet.

--Configuration--

No. of Drivers = 1

--Driver Parameters--

Fs = 65.52 Hz

Qms = 8.82

Vas = 0.706 cu.ft

Xmax = 0.126 in

Sd = 32.55 sq.in

Qes = 0.34

Re = 5.58 ohms

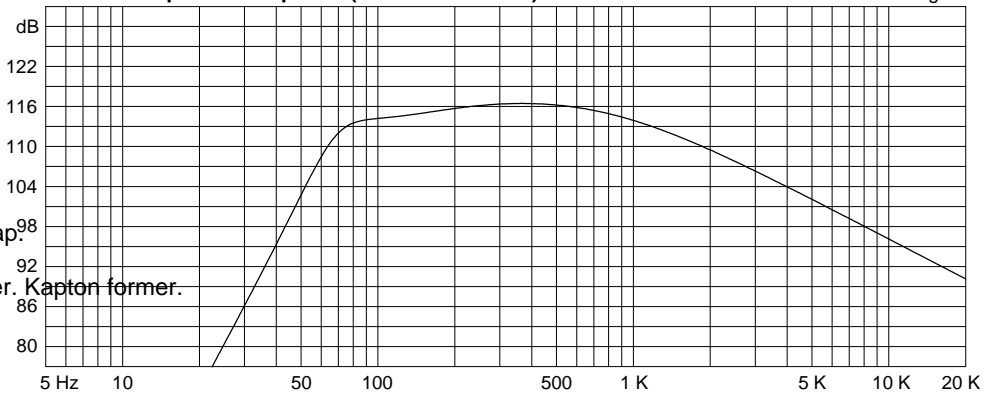
Le = 0.85 mH

Z = 8 ohms

Pe = 250 watts

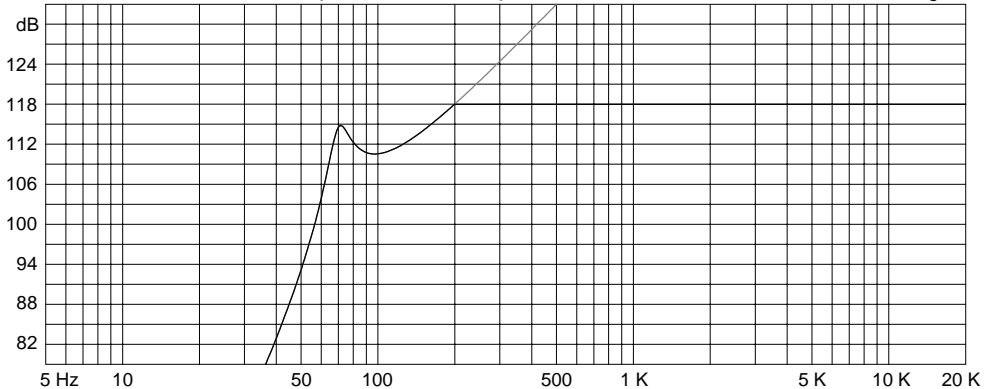
Custom Amplitude Response (dB-SPL/Hz at 1 m) with 100 watts

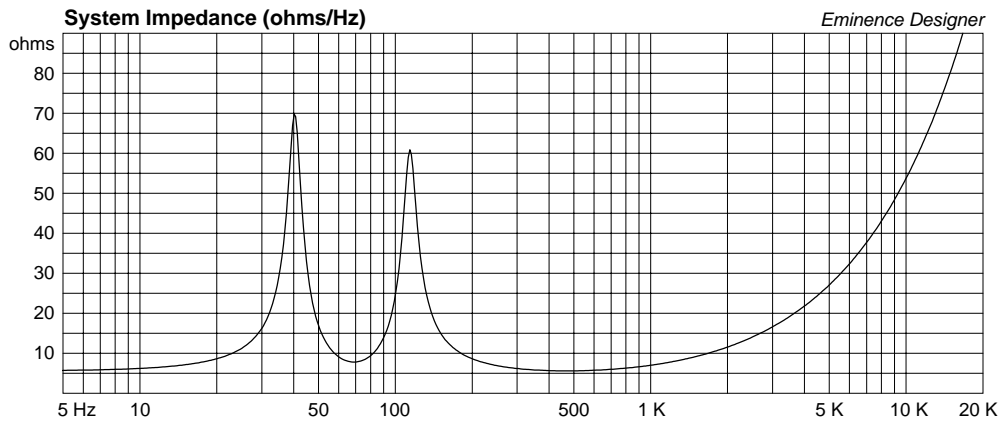
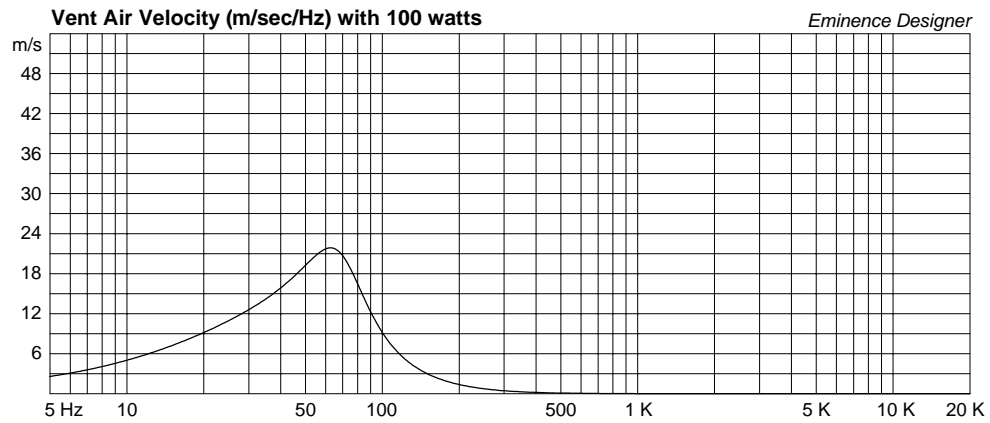
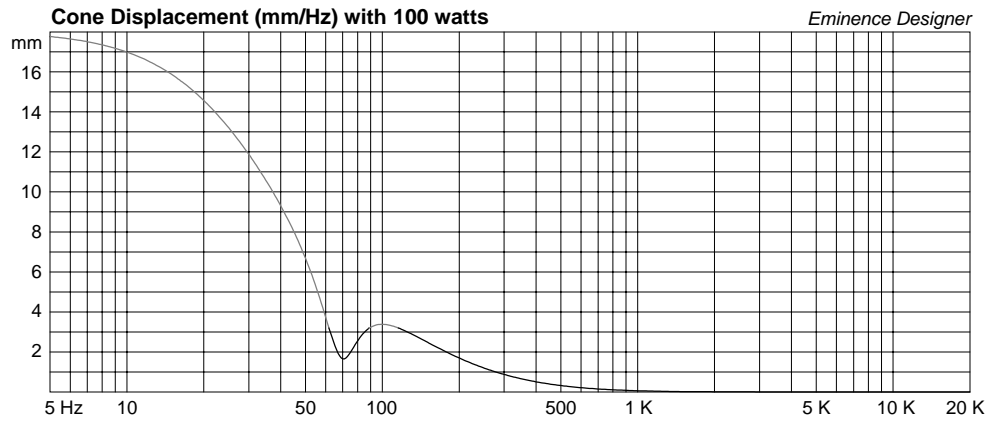
Eminence Designer



Maximum Acoustic Power (dB-SPL/Hz at 1 m)

Eminence Designer





Beta8CX Sealed High Power Midrange Enclosure

By Jerry McNutt, Eminence Speaker LLC

Thermally Limited to 250 Watts; must use a steep high pass filter set to 200 hz or above.

Box Properties

--Description--

Name:

Type: Closed Box

Shape: Prism, square

--Box Parameters--

Vb = 0.0999 cu.ft

V(total) = 0.128 cu.ft

Qtc = 0.712

QL = 20

F3 = 172.7 Hz

Fill = heavy

Driver Properties

--Description--

Name: Beta-8CX - LF

Type: Two-way coaxial driver

Company: Eminence Speaker LLC

Comment: Revised Oct 2008

Piston: Paper cone.

Suspension: Cloth surround.

Dust Cap: Solid composition paper dust cap.

Frame: Pressed steel basket.

Voice Coil: 2 inch (50.8 mm) coated copper. Kapton former.

Magnet: 38 oz ferrite magnet.

--Configuration--

No. of Drivers = 1

--Driver Parameters--

Fs = 65.52 Hz

Qms = 8.82

Vas = 0.706 cu.ft

Xmax = 0.126 in

Sd = 32.55 sq.in

Qes = 0.34

Re = 5.58 ohms

Le = 0.85 mH

Z = 8 ohms

Pe = 250 watts

