

# Beta10CX Larger Hi Quality Studio Monitor Type Cab

By McJerry, Eminence Speaker LLC

Displacement Limited to 60 Watts; F3 of 67 Hz, with a very slow roll-off below that. Use a 30 Hz high pass filter if used full range.

## Box Properties

--Description--

Name:

Type: Vented Box

Shape: Prism, square

--Box Parameters--

Vb = 2.798 cu.ft

V(total) = 2.916 cu.ft

Fb = 35 Hz

QL = 7

F3 = 66.66 Hz

Fill = minimal

--Vents--

No. of Vents = 2

Vent shape = round

Vent ends = one flush

Dv = 3 in

Lv = 7.992 in

## Driver Properties

--Description--

Name: Beta-10CX - LF

Type: Two-way coaxial driver

Company: Eminence Speaker LLC

Comment: Revised NOV 2005

Piston: Paper cone.

Suspension: Cloth surround.

Dust Cap: Solid composition paper dust cap.

Frame: Pressed steel basket.

Voice Coil: 2 inch (50.8 mm) coated copper.

Magnet: 38 oz ferrite magnet.

--Configuration--

**No. of Drivers = 1**

--Driver Parameters--

Fs = 48.85 Hz

Qms = 5.21

Vas = 64.2 liters

Xmax = 5 mm

Sd = 344.9 sq.cm

Qes = 0.43

Re = 5.53 ohms

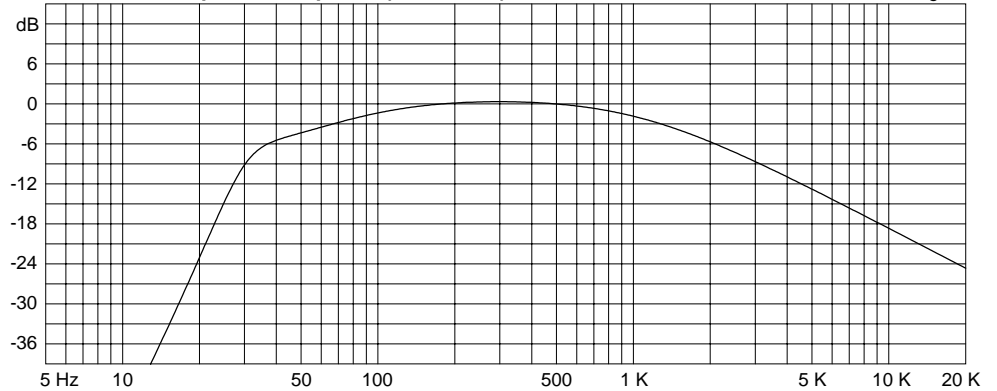
Le = 0.75 mH

Z = 8 ohms

Pe = 250 watts

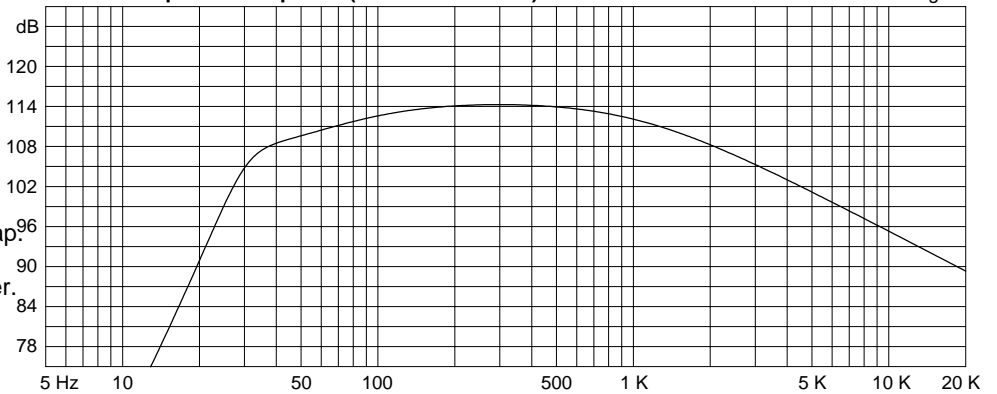
Normalized Amplitude Response (dB-SPL/Hz)

Eminence Designer



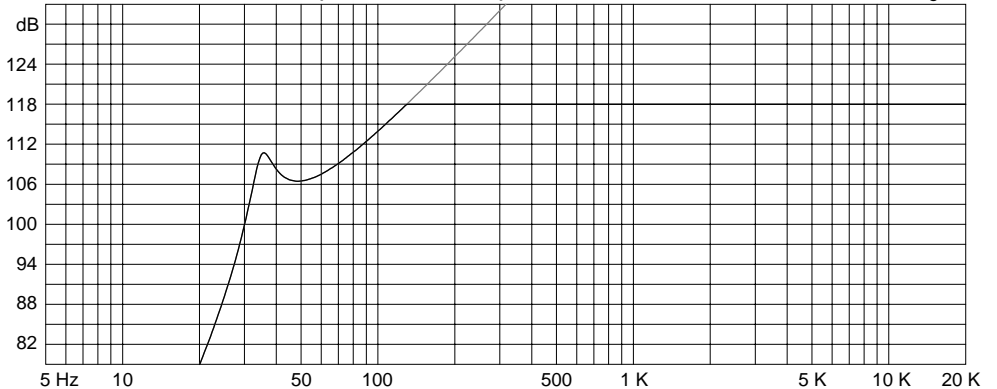
Custom Amplitude Response (dB-SPL/Hz at 1 m) with 60 watts

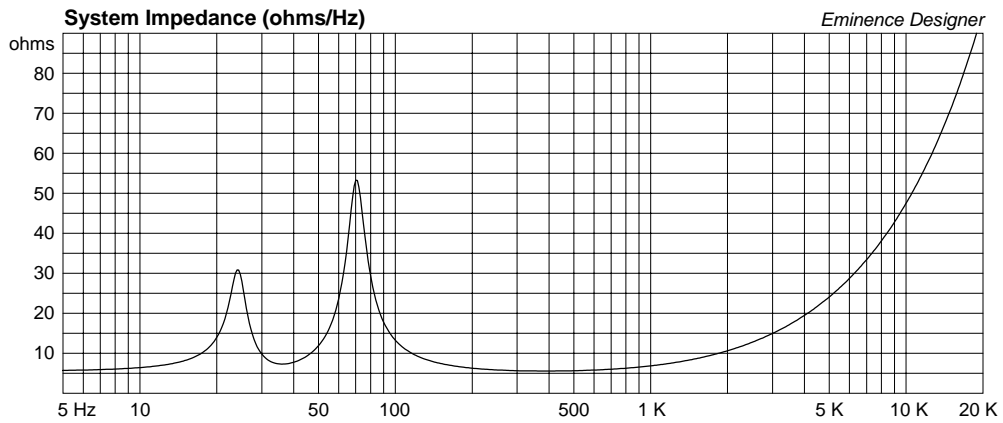
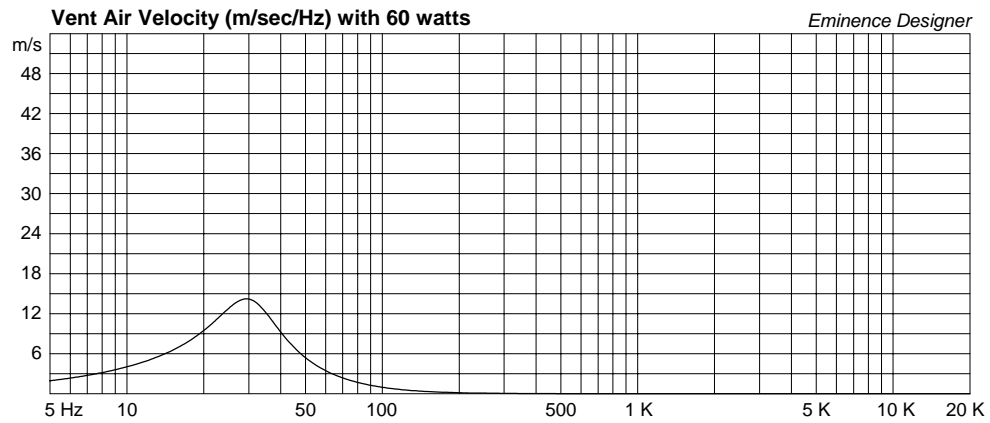
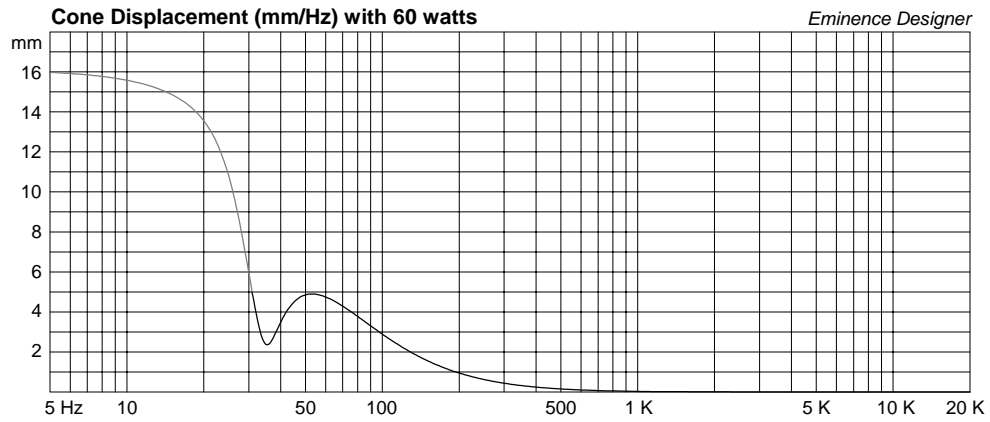
Eminence Designer



Maximum Acoustic Power (dB-SPL/Hz at 1 m)

Eminence Designer





# Beta10CX Med Vented Cab; Semi FR PA or Monitor

By McJerry, Eminence Speaker LLC

Displacement Limited to 150 Watts; F3 of 57 Hz. Use a steep high pass filter set to 50 Hz.

## Box Properties

--Description--

Name:

Type: Vented Box

Shape: Prism, square

--Box Parameters--

Vb = 1.55 cu.ft

V(total) = 1.625 cu.ft

Fb = 60 Hz

QL = 7

F3 = 57.61 Hz

Fill = minimal

--Vents--

No. of Vents = 2

Vent shape = round

Vent ends = one flush

Dv = 3 in

Lv = 3.534 in

## Driver Properties

--Description--

Name: Beta-10CX - LF

Type: Two-way coaxial driver

Company: Eminence Speaker LLC

Comment: Revised NOV 2005

Piston: Paper cone.

Suspension: Cloth surround.

Dust Cap: Solid paper dust cap.

Frame: Pressed steel basket.

Voice Coil: 2 inch (50.8 mm) coated copper.

Magnet: 38 oz ferrite magnet.

--Configuration--

**No. of Drivers = 1**

--Driver Parameters--

Fs = 48.85 Hz

Qms = 5.21

Vas = 64.2 liters

Xmax = 5 mm

Sd = 344.9 sq.cm

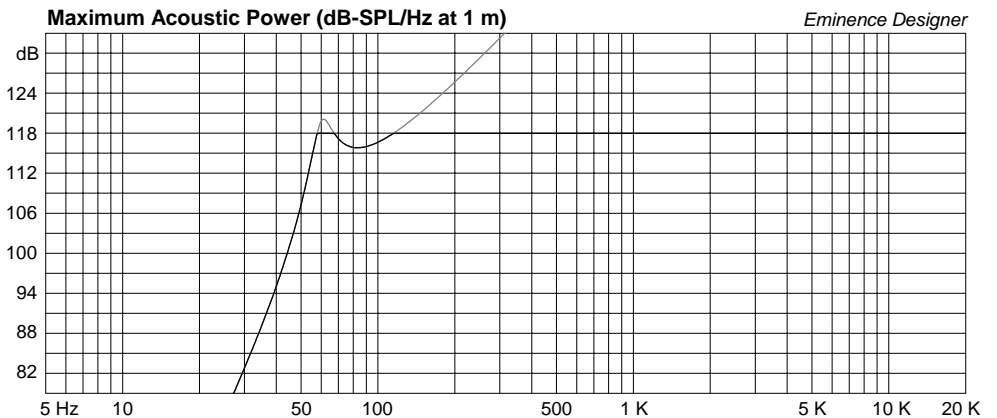
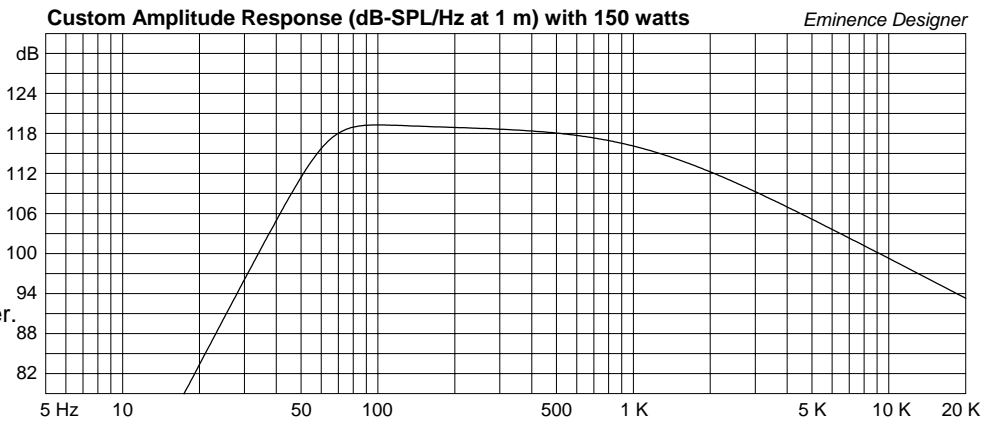
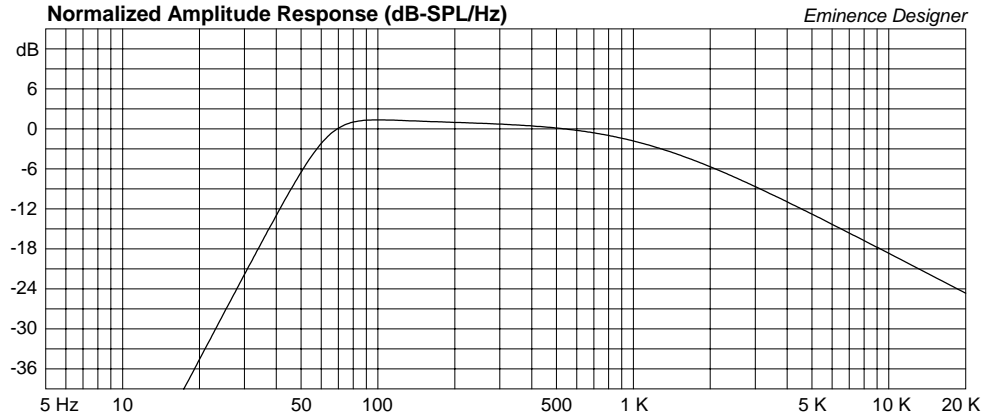
Qes = 0.43

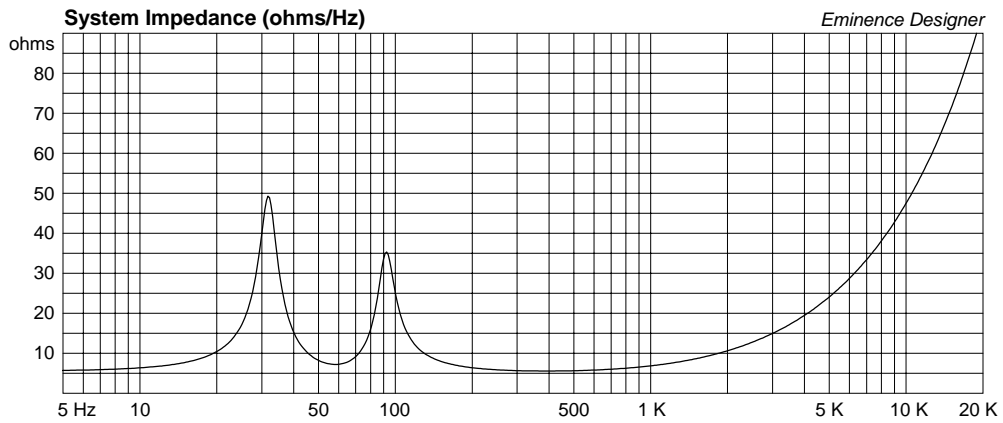
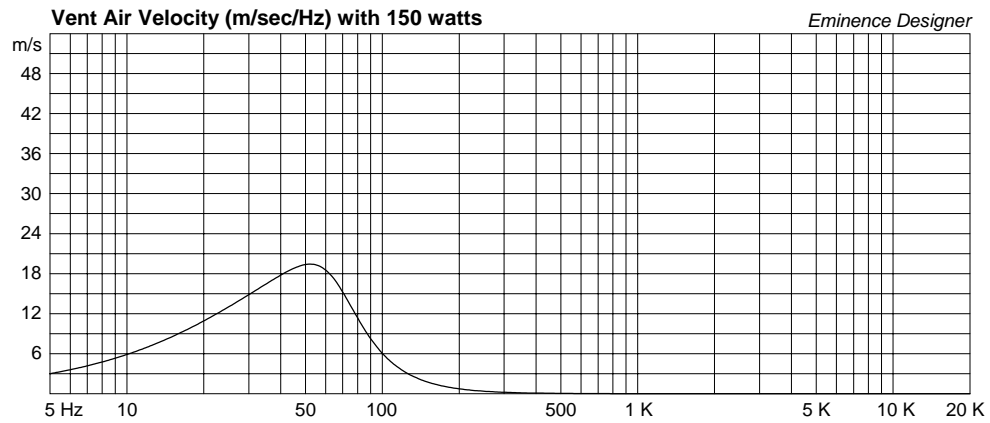
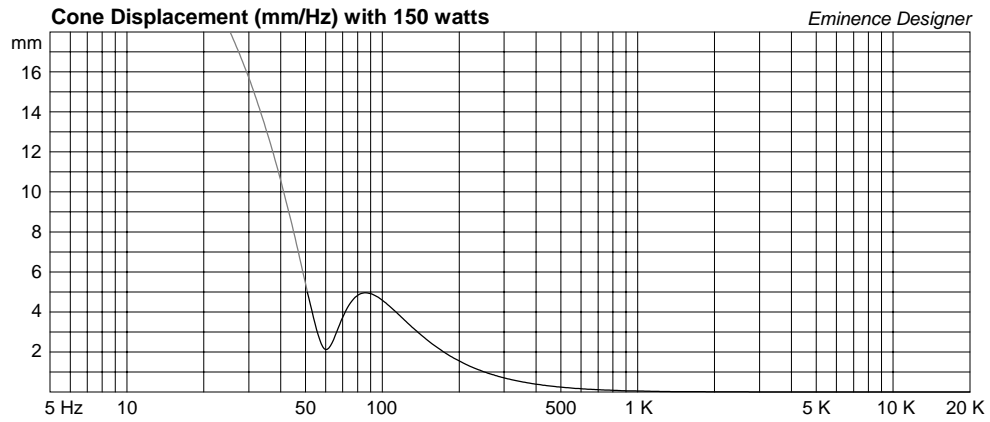
Re = 5.53 ohms

Le = 0.75 mH

Z = 8 ohms

Pe = 250 watts





# Beta10CX Small Sealed Mid/Hi Sat or Vocal Wedge

By McJerry, Eminence Speaker LLC

Limited to 175 Watts; use a steep high pass filter above 140 Hz. Not for full range use. High Quality vocal monitor or Mid/Hi Sat cabinet.

## Box Properties

--Description--

Name:

Type: Closed Box

Shape: Prism, square

--Box Parameters--

Vb = 0.5 cu.ft

V(total) = 0.541 cu.ft

Qtc = 0.703

QL = 20

F3 = 107 Hz

Fill = heavy

## Driver Properties

--Description--

Name: Beta-10CX - LF

Type: Two-way coaxial driver

Company: Eminence Speaker LLC

Comment: Revised NOV 2005

Piston: Paper cone.

Suspension: Cloth surround.

Dust Cap: Solid paper dust cap.

Frame: Pressed steel basket.

Voice Coil: 2 inch (50.8 mm) coated copper.

Magnet: 38 oz ferrite magnet.

--Configuration--

**No. of Drivers = 1**

--Driver Parameters--

Fs = 48.85 Hz

Qms = 5.21

Vas = 64.2 liters

Xmax = 5 mm

Sd = 344.9 sq.cm

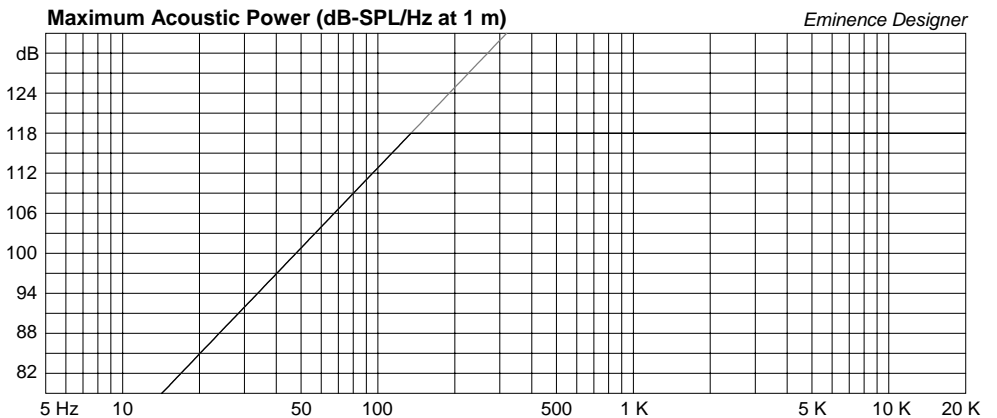
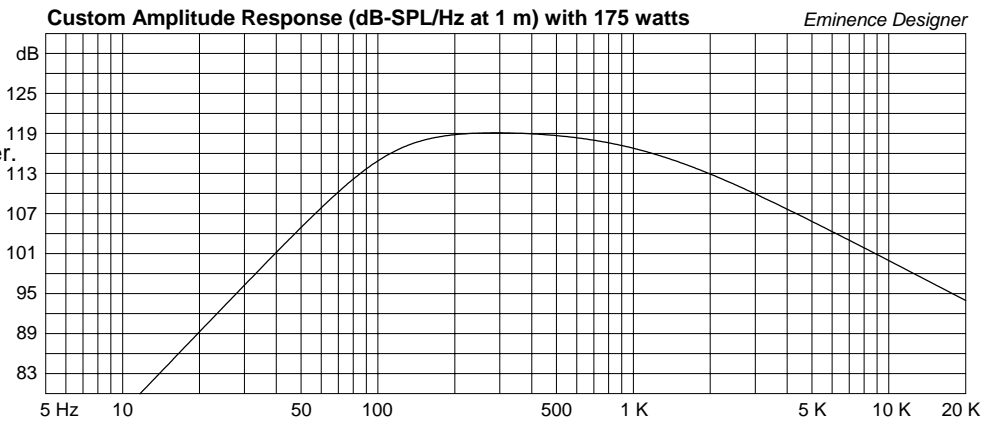
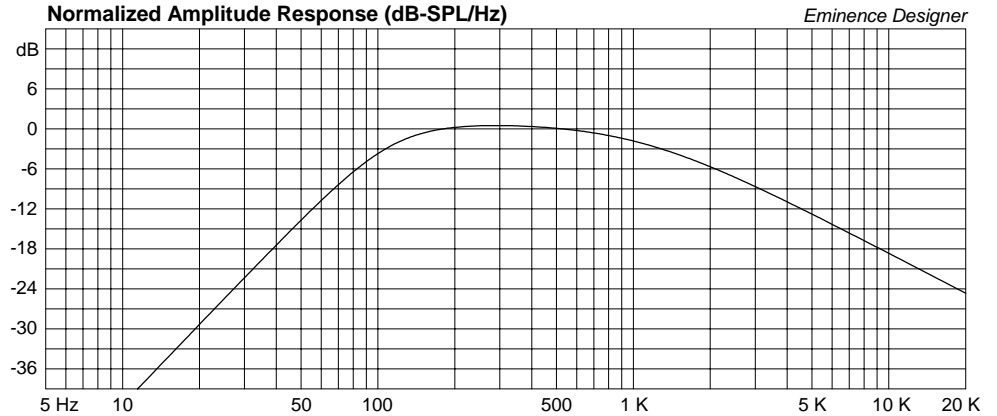
Qes = 0.43

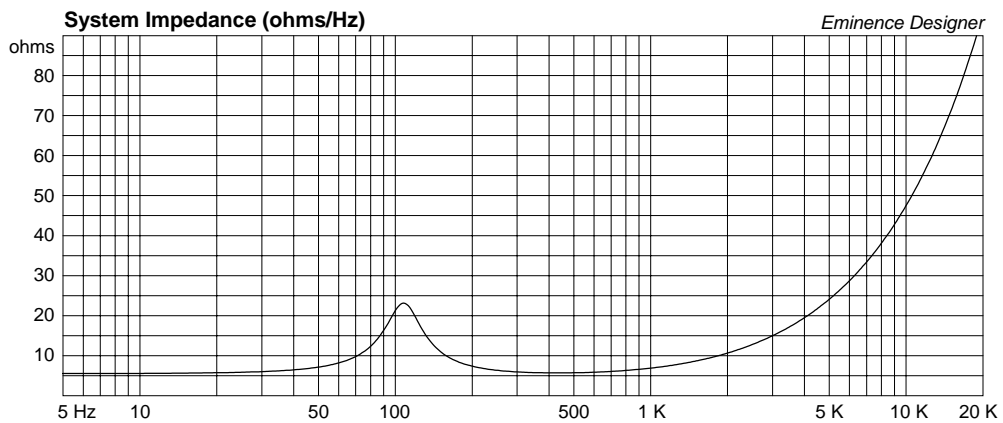
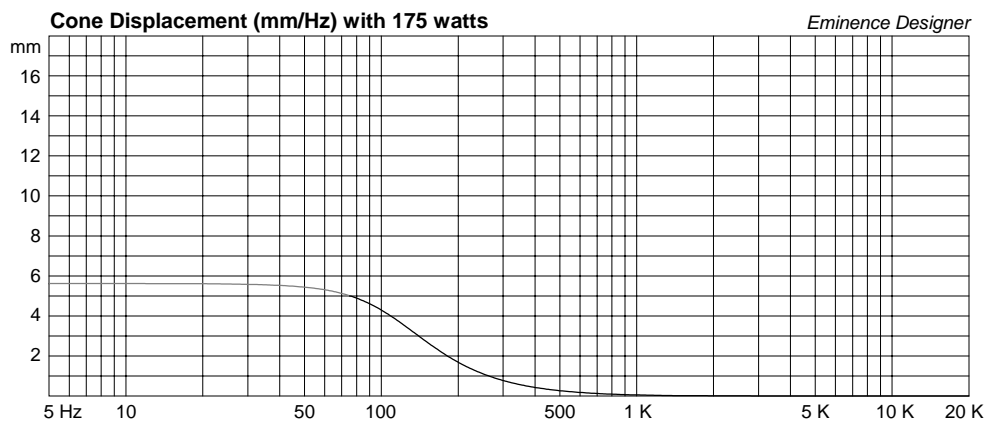
Re = 5.53 ohms

Le = 0.75 mH

Z = 8 ohms

Pe = 250 watts





# Beta10CX Small Vented Hi Pwr Mid/Hi Sat or Vocal Wedge

By McJerry, Eminence Speaker LLC

Thermally Limited to 250 Watts; F3 of 92 Hz. Use a high pass filter set to 100 Hz or higher.

## Box Properties

--Description--

Name:

Type: Vented Box

Shape: Prism, square

--Box Parameters--

Vb = 0.478 cu.ft

V(total) = 0.569 cu.ft

Fb = 75 Hz

QL = 7

F3 = 91.46 Hz

Fill = minimal

--Vents--

No. of Vents = 2

Vent shape = round

Vent ends = one flush

Dv = 2.5 in

Lv = 7.267 in

## Driver Properties

--Description--

Name: Beta-10CX - LF

Type: Two-way coaxial driver

Company: Eminence Speaker LLC

Comment: Revised NOV 2005

Piston: Paper cone.

Suspension: Cloth surround.

Dust Cap: Solid paper dust cap.

Frame: Pressed steel basket.

Voice Coil: 2 inch (50.8 mm) coated copper.

Magnet: 38 oz ferrite magnet.

--Configuration--

**No. of Drivers = 1**

--Driver Parameters--

Fs = 48.85 Hz

Qms = 5.21

Vas = 64.2 liters

Xmax = 5 mm

Sd = 344.9 sq.cm

Qes = 0.43

Re = 5.53 ohms

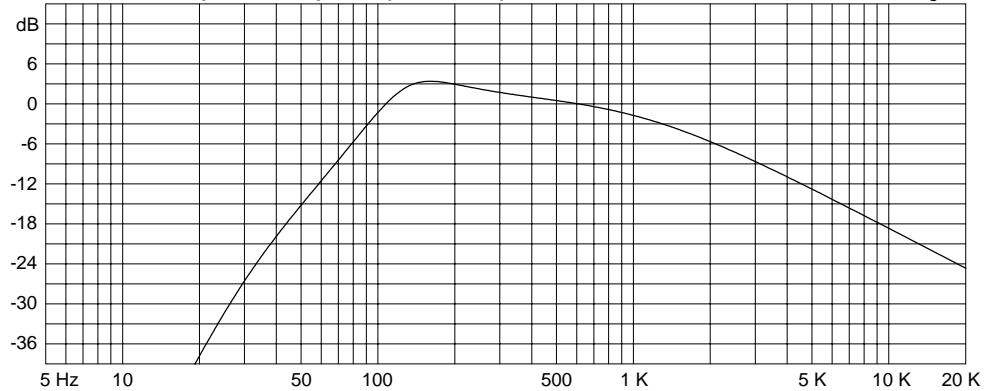
Le = 0.75 mH

Z = 8 ohms

Pe = 250 watts

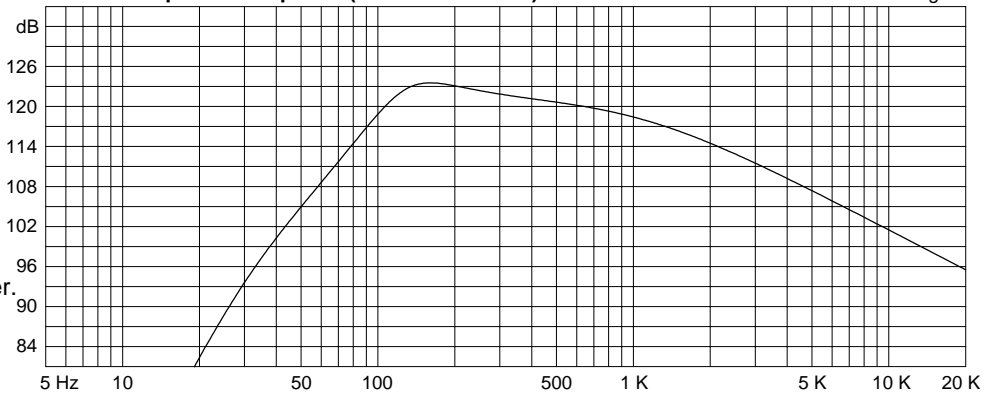
Normalized Amplitude Response (dB-SPL/Hz)

Eminence Designer



Custom Amplitude Response (dB-SPL/Hz at 1 m) with 250 watts

Eminence Designer



Maximum Acoustic Power (dB-SPL/Hz at 1 m)

Eminence Designer

