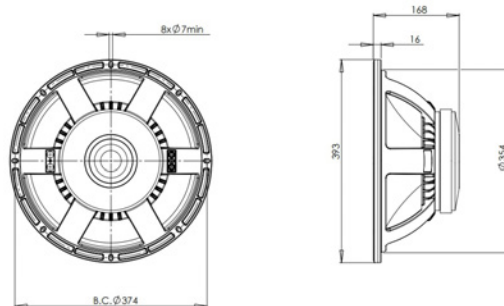


15PS100

8Ω

LF Drivers - 15.0 Inches

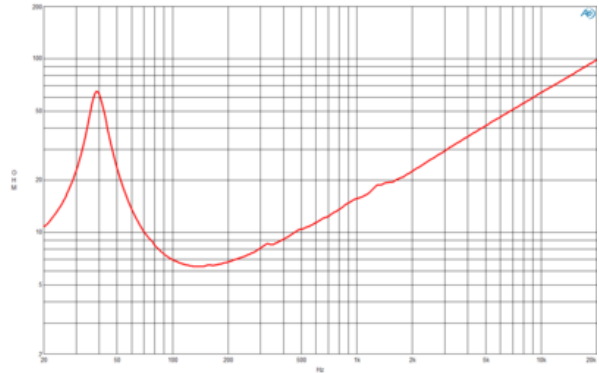
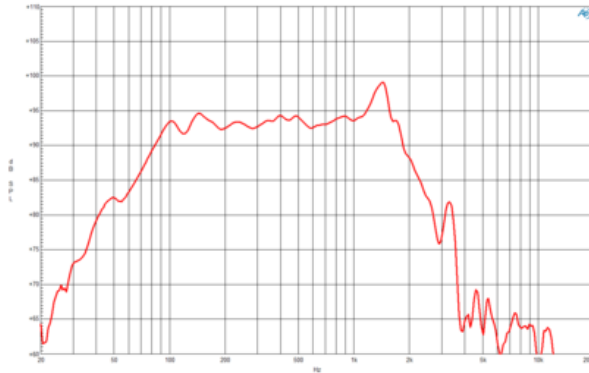


- 1400 W continuous program power capacity
- 100 mm (4 in) copper voice coil
- 35 - 1500 Hz response
- 95 dB sensitivity
- Double silicone spider with optimized compliance



15PS100

LF Drivers- 15.0 Inches



SPECIFICATIONS

Nominal Diameter	380 mm (15.0 in)
Nominal Impedance	8 Ω
Minimum Impedance	6.5 Ω
Nominal Power Handling ¹	700 W
Continuous Power Handling ²	1400 W
Sensitivity ³	95.0 dB
Frequency Range	35 - 1500 Hz
Voice Coil Diameter	100 mm (4.0 in)
Winding Material	Copper
Former Material	Glass Fibre
Winding Depth	21.0 mm (0.83 in)
Magnetic Gap Depth	11.0 mm (0.4 in)
Flux Density	1.05 T

DESIGN

Surround Shape	Triple Roll
Cone Shape	Radial
Magnet Material	Ferrite
Spider	Double Silicone
Pole Design	T-Pole
Woofer Cone Treatment	TWP Waterproof Both Sides
Recommended Enclosure	120.0 dm ³ (4.24 ft ³)
Recommended Tuning	35 Hz

PARAMETERS⁴

Resonance Frequency	39 Hz
Re	5.2 Ω
Qes	0.47
Qms	6.0
Qts	0.43
Vas	103.0 dm ³ (3.64 ft ³)
Sd	855.0 cm ² (132.5 in ²)
η _o	1.35 %
Xmax	8.0 mm
Xvar	6.5 mm
Mms	160.0 g
Bl	21.2 Txm
Le	2.0 mH
EBP	82 Hz

MOUNTING AND SHIPPING INFO

Overall Diameter	393 mm (26.6 in)
Bolt Circle Diameter	374 mm (14.7 in)
Baffle Cutout Diameter	354.0 mm (13.9 in)
Depth	168 mm (6.6 in)
Flange and Gasket Thickness	16 mm (0.62 in)
Air Volume Occupied by Driver	6.3 dm ³ (0.22 ft ³)
Net Weight	9.8 kg (11.1 lb)
Shipping Units	1
Shipping Weight	11.1 kg (24.47 lb)
Shipping Box	425x425x224 mm (16.73x16.73x8.82 in)

SERVICE KIT

RCK15PS1008

1. 2 hours test made with continuous pink noise signal within the range Fs-10Fs. Power calculated on rated nominal impedance. Loudspeaker in free air.
2. Power on Continuous Program is defined as 3 dB greater than the Nominal rating.
3. Applied RMS Voltage is set to 2.83 V for 8 ohms Nominal Impedance.
4. Thiele-Small parameters are measured after a high level 20 Hz sine wave preconditioning test.