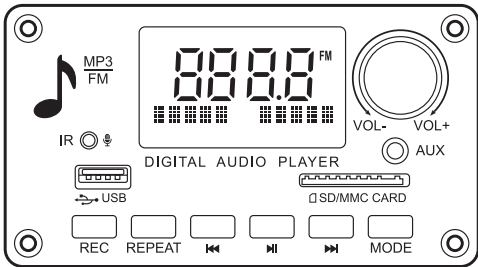


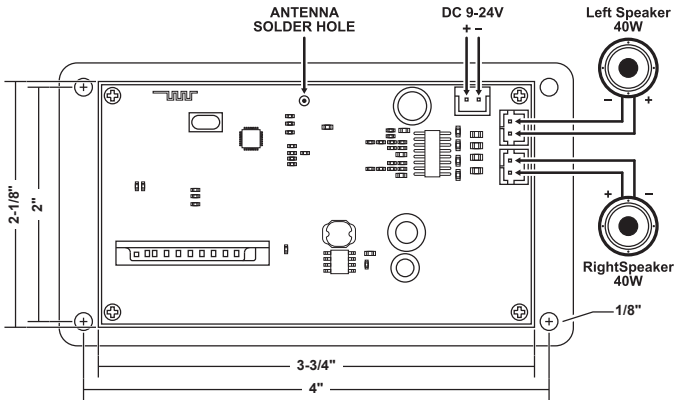
PARTS
EXPRESS
YOUR ELECTRONICS CONNECTION

Bluetooth 5.0/FM Radio/MP3
Player 2 x 40W Amplifier
Decoder Board and IR Remote
User Manual



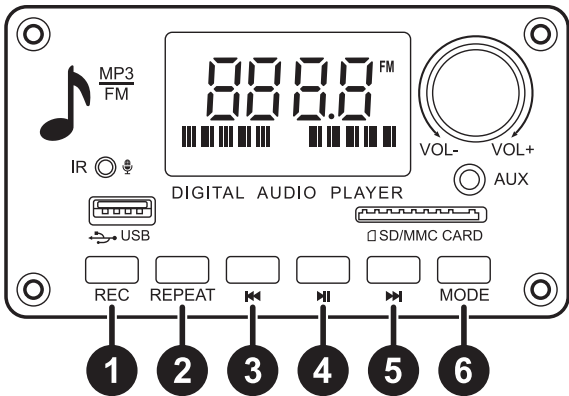
MAIN FUNCTIONS:

1. Dual decoding supports MP3, WMA, WAV, FLAC, and APE lossless format music
2. Power amplifier 2x40W, can connect two 40W speakers at the same time
3. Voltage range 9V-25V, current not less than 2A
4. Support Bluetooth call function, Bluetooth version 5.0
5. Support recording function
6. Digital color screen display
7. Support MMC/SD/MMA and other cards, and support USB interface (U disk)
8. Power-off memory function
9. Wireless infrared remote-control operation distance is 10 meters
10. External audio source input LINE IN 3.5mm
11. FM radio and frequency band (87.5MHZ-108.0MHZ)
12. Buttons: six buttons for multi-directional control,
REC / REPEAT / VOL- / AUTO / VOL+ / MODE



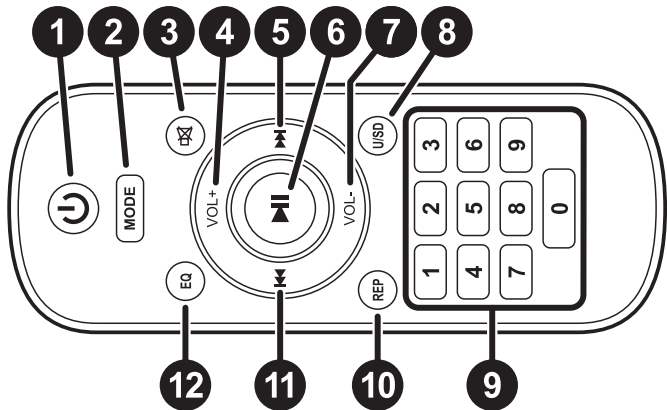
DETAILS OF BUTTON OPERATIONS

1. **REC:** Choose the mode you want to record in. Choose USB mode for voice recordings. Press and hold the REC button to start recording, and press and hold the REC button again to cancel the recording function and play the recorded file; when recording, you need to connect a storage device, such as a USB flash drive or Micro SD card 32GB Max.
2. **REPEAT:** Press once to loop the single, press again to cancel the single loop and play in sequence.
3. **PREV button (previous song):** In the MP3 state, VOL-short press is the previous song, and long press is the volume decrease; in the FM state, short press is to increase the station number; in the Bluetooth function, short press is Bluetooth.
4. **Pause/Play button:** In MP3 mode, short press AUTO to play/pause; in FM mode, short press to play/pause; long press to automatically close and save channels; in Bluetooth function, short press to play / pause.
5. **NEXT button (next song):** In MP3 mode, short press VOL+ to go to the next song, and long press to increase the volume; in FM mode, short press to adjust the channel number downward; in Bluetooth mode, short press to lower Bluetooth.
6. **MODE button:** Switch between USB / SD card / FM / audio input / Bluetooth function in sequence.



IR REMOTE CONTROL FUNCTIONS

1. On/Off power button (standby mode when off)
2. MODE button (mode/record): Short press to switch between modes; Long press the MODE button to start recording, long press the MODE button again to cancel recording and it plays the recorded file. When recording, you need to connect a storage device, such as a USB flash drive or Micro SD card 32GB Max.
3. Speaker button: Mutes the sound
4. Vol + button: Increase volume to 30 (maximum) and overrides volume knob
5. Next button: Next track/FM memory station
6. Pause/Play button: Short press Pause/Play music; Long press FM station memory search
7. Vol - button: Decreases volume to 0 and overrides volume knob
8. U/SD button: Switches between USB port and SD card slot; FM mode searches for found FM stations and saves them
9. Numeric keypad: FM station frequency and track direct entry
10. REP button: Repeat one/all
11. Previous button: Previous track/FM memory station
12. EQ button: 6 preset EQ settings (excludes line input)



SPECIFICATIONS:

- Power output: 2 x 40W Max @ 4 ohms with 24 VDC 5A power supply
- THD: 0.1% 23W x 2 @ 4 ohms 500 mV
- Voltage input: 9-25 VDC 2A minimum
- Frequency response: 20 Hz to 20,000 Hz
- S/N ratio: 71 dB
- Cut out dimensions: 2-1/8" x 3-3/4"
- Total dimensions: 4-13/32" W x 2-7/16" H x 1-1/8" D without the volume knob
- Screw hole spacing to center: 4" and 2" with 1/8" holes
- Input sensitivity: 500 mV

