



ASSEMBLY INSTRUCTION

NL4FX / NL4FRX

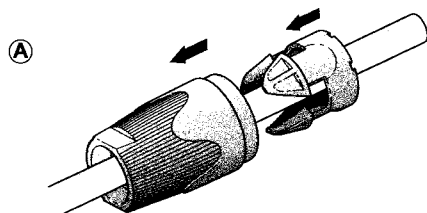
speakON® SPX Series | Lockable Loudspeaker Connector

IMPORTANT SAFETY INSTRUCTION

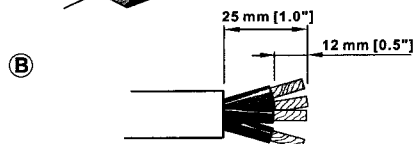
Electrical Rating acc. UL & CSA:
USR: 40A/250V, CNR: 25A/250V

"CAUTION: NOT FOR INTERRUPTING CURRENT"
"ATTENTION: NE PAS UTILISER POUR COUPER LE COURANT"

Assembly of the Connector:

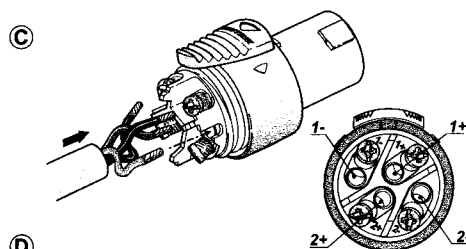


A Place bushing and chuck over cable.



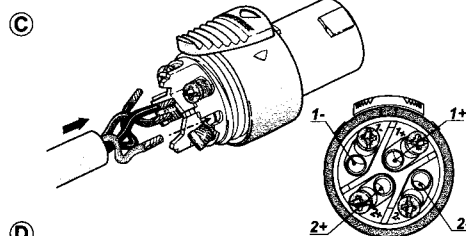
B Prepare cable as shown.

Important is the stripping length of 25 mm and 12 mm.



C Insert wires into terminals and secure clamp terminals with screw driver (Pozidrive®).

D For easy wiring especially on big cables, first screw on the inner contacts 1+ and 2+ and afterwards the outer contacts 1- and 2- !



E Push chuck up to housing .

Important: Align the chuck by positioning the nose into the recess.

F Tighten the bushing

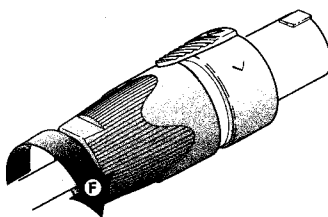
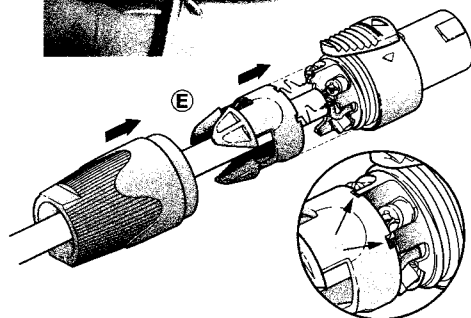
INFO to the screw driver:



DO NOT USE!

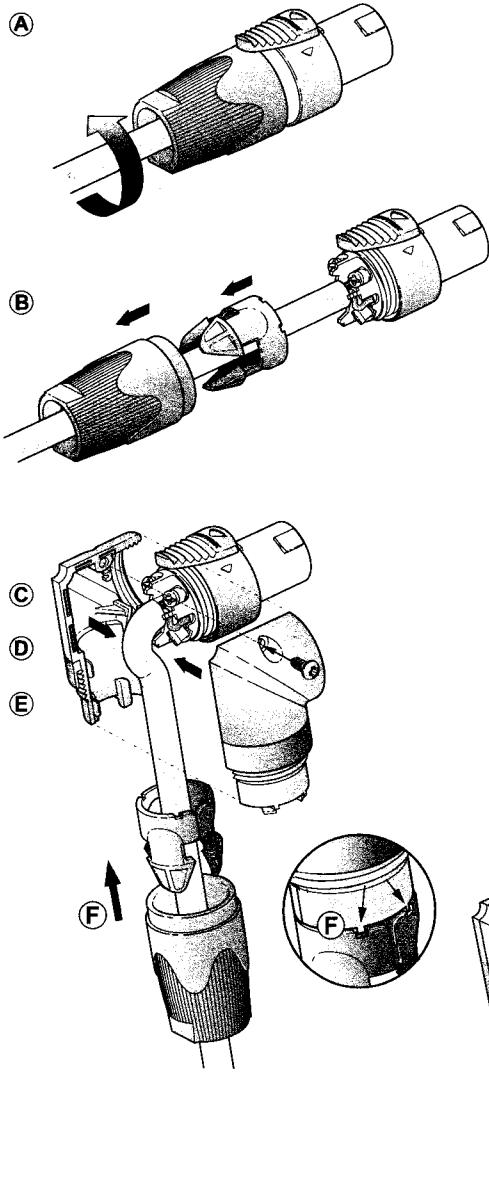
Pozidrive #1

Philips





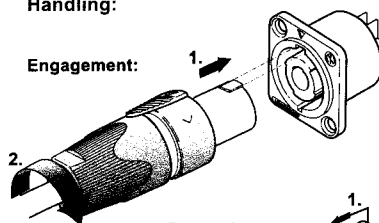
Assembly of the Conversion Kit:



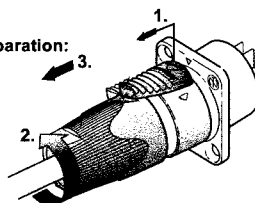
- A** Open the bushing.
- B** Slide the bushing and the chuck back.
- C** Bend the cable as shown.
- D** Position the two conversion shells to fit on the connector thread.
- E** Press together and fix by screw.
- F** Slide the chuck onto the housing and fasten the bushing.
Important: Align the chuck by positioning the nose into the recess.

Handling:

Engagement:



Separation:



NEUTRIK AG LI T: +423 / 237 24 24 F: +423 / 232 53 93
 NEUTRIK USA Inc. USA T: +1 704 / 972 3050 F: +1 704 / 438 9202
 NEUTRIK (UK) Ltd. UK T: +44 1983 / 811 441 F: +44 1983 / 811 439
 NEUTRIK Vertriebs GmbH DE/NL/AT/DK T: +49 8131 / 280 890 F: +49 8131 / 280 830

NEUTRIK France FR T: +33 1 / 4131 6750 F: +33 1 / 4131 0511
 NEUTRIK Tokyo Ltd. JP T: +81 3 / 3663 4733 F: +81 3 / 3663 4796
 NEUTRIK Hong Kong Ltd. HK T: +852 / 2687 6055 F: +852 / 2687 6052

Draft. Nr.: BDA 114 / 3102M1171 | Update: 20.04.2011 | Data subject to change without prior notice. ©2011 NEUTRIK®. ALL RIGHTS RESERVED NEUTRIK® and speakON® are registered trademarks of Neutrik AG.

www.neutrik.com

Page 2

NEUTRIK