

## Your Guarantee

If this product is found to be faulty as a result of faulty materials or workmanship within one year from date of purchase, it will be repaired free of charge.

This guarantee is subject to the following terms:

- Sunpentown must be notified of the fault.
- Proof of purchase must be presented to Sunpentown's nominated representative.
- The warranty will be void if the product is modified, misused or repaired by an unauthorized person.
- The warranty after repair will not be extended beyond the original one-year period.
- All replacement parts will be new or reconditioned.
- Parts, which are replaced, become the property of Sunpentown.
- The warranty applies for the use of the product in the USA only.

What is NOT COVERED:

- Warranty does not include freight charges.
- Damage due to installation error, product abuse and/or misuse.
- Incidental or consequential damage caused by possible defects with this product.
- Labor cost incurred for the installation and/or removal of a possible defective unit.
- Damage to product caused by improper power supply voltage, accident, fire, floods or acts of nature.
- Failure of product resulting from unauthorized modifications to the product.
- Improper installation or failure to perform the necessary maintenance.
- Normal wear and tear on parts or replacement of parts designed to be replaced.
- Damage to personal property from use of product.
- Replacement or repair of household fuses, circuit breakers, wiring or plumbing.

This GUARANTEE is in addition to your Statutory Rights

SUNPENTOWN INTERNATIONAL INC.  
14625 Clark Ave. City of Industry, CA 91745  
Tel: 800-330-0388

# SPT®

## ULTRASONIC AROMA DIFFUSER



## Model: SA-070

ULTRASONIC AROMA DIFFUSER

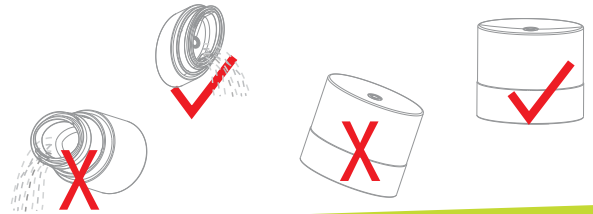
Relax and rejuvenate with this Ultrasonic Aroma Diffuser. Creates instant relaxing aromatherapy by adding your favorite essential oil.

By breaking up the mixture of water and essential oil into million of micro-particles, the stream of air is entirely diffused of activated ingredients of blended essential oil.

Under this richly enhanced effect of aromatherapy, your nerves would be eased and your skin would be moisturized.

## WARNING

1. Unit must be on leveled surface with no tilt.
2. This appliance is not intended for use by persons (including children) with reduced physical, sensory or mental capabilities, or lack of experience and knowledge, unless they have been given supervision or instruction concerning use of the appliance by a person responsible for their safety.
3. Children should be supervised to ensure that they do not play with the appliance.
4. Unplug the appliance during filling and cleaning.
5. Do not empty water from the side where air vent is located.
6. Due to the rapid vibrating frequency of ultrasound, the water will become warm (up to 130°F) after some time.





# SPECIFICATION

Product Name: Ultrasonic Aroma Diffuser

Product Size:  $\varnothing$  4.57 in. x H 5.12 in.

Input Voltage: DC 24V / 0.5A

Power: 12W

(Uses Universal Adapter 100/60Hz-240/50Hz)

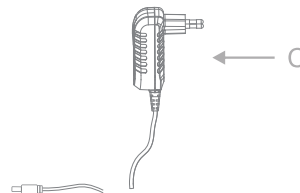
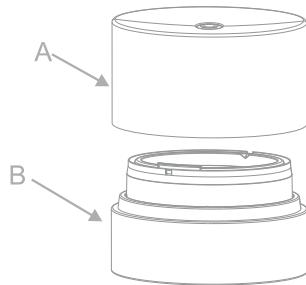
Water Tank Capacity: 100 ml (3.38 fl. oz.)

A. Glass Cover

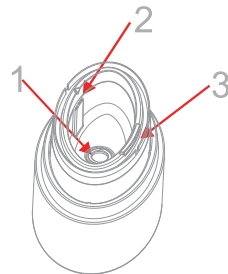
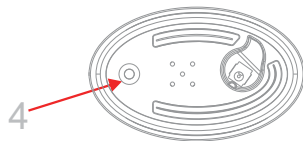
B. Base (water tank)

1. Ceramic Disc
2. Max Water Level Line
3. Air Vent
4. Control Button (underside of base)

C. Power Adapter



Max Water level  
line 100ml



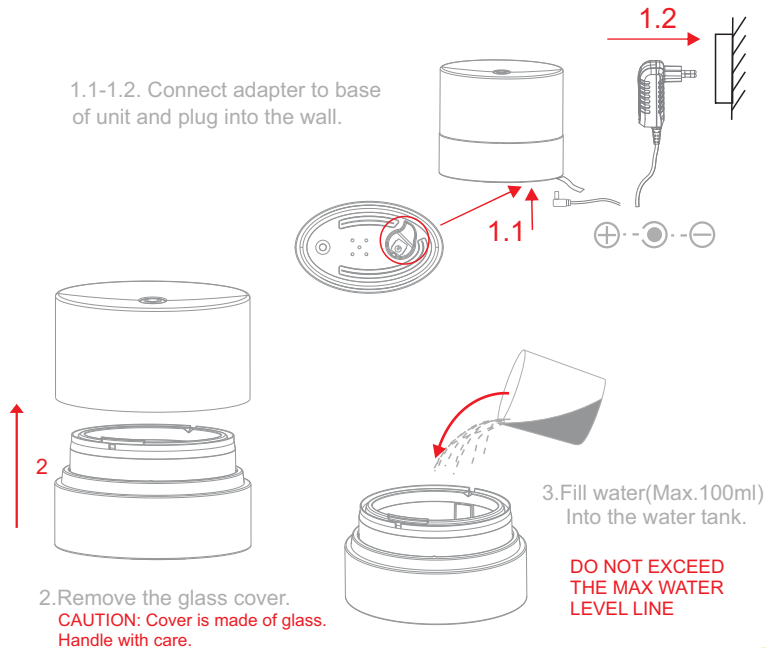
① Control Button - press:	Mist	Light
Once	On	Changing
Twice	On	Fixed Color
Third time	On	Off
Fourth time	Off	Off


# B

## OPERATION

### Important Notes Before Use:


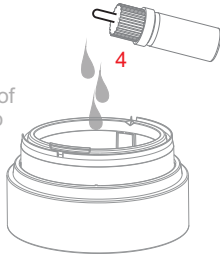
- A. Place the unit on an even surface, We recommend using distilled water to prolong the unit's life span. Corrosive liquid is not suitable for this unit.
- B. Fill water (100ml) into the water tank.
- C. Use of water-soluble essential oil is recommended.
- D. If product is tripped during operation, water may enter the internal space. If this occurs, unplug the power and empty all water. Keep the unit upright in a ventilated place for 3 days. If unit does not function properly, please contact Sunpentown.





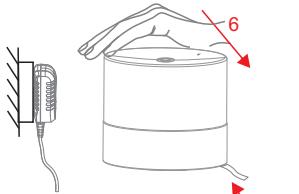
# MAINTENANCE

4. Add 2~3 drops of essential oil into the water



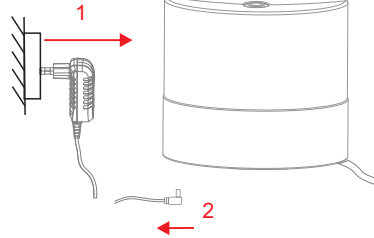
5. Replace cover.

6. Press down, tilting towards the Control Button (labeled with a sticker). You will hear a click when control button is pressed correctly.

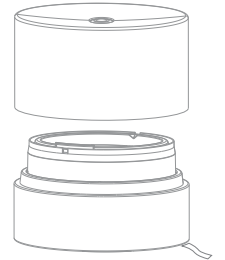


correct

wrong

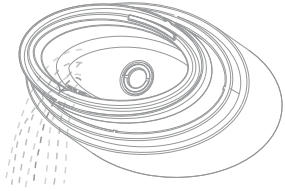


1-2. Turn off the unit and unplug from power source.



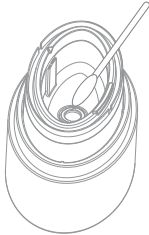
3. Remove the cover.

**NOTE:** Unit will automatically shut off when water is out.



4. Empty water from the back side.  
Avoid pouring water from where the  
air vent is located.

5. Use a clean swab or cloth to  
clean the unit (At least once  
every 3 days ).



6. Keep it clean and dry if you don't use it for a period of time.

**The ceramic disc has a life span of approx. 3,000 hrs.  
For replacement ceramic discs, please contact Sunpentown  
at 1-800-330-0388 or visit [www.spt-usa.com](http://www.spt-usa.com).**

# D

## TROUBLESHOOTING

Symptom	Possible Cause	Solution
<b>No Mist</b>	Power supply is not connected	Check power connection
	Insufficient water	Add water
	Water overfill (exceed 120ml)	Pour away excess water
	Cover is blocked by water drops or mineral buildup	Clean with a swab and keep the misting vent clean
	The ceramic disc has reached its life span (approx 3,000 hrs)	Contact Sunpentown to purchase replacement discs
<b>Water becomes warm</b>	This is normal. Due to rapid vibrating frequency of ultrasound, water can get heated up to 130°F.	