



WWW.SMITTYBILT.COM

Installation Instructions

C-RES (Cargo Restraint System)

Part # 521035 (92-95 Wrangler)

Part # 561035 (97-06 Wrangler)

Please read instructions entirely before installing this part

NOTE: You will need to have the following to install this part correctly.

1. (YJ) Softtop retaining channels on the side and corners of the body tub. (OEM or aftermarket will work), Tailgate retaining bar and brackets.
2. (TJ) Tailgate retaining bar and brackets.

Step 1: Remove or fold down, your existing soft top and bow assembly (If equipped) If you fold down you your top make sure bow assembly is all the way down and top is tucked in per manufacturers instructions.

Step 2: Unfold the C-RES top and lay it our over the rear of the vehicle. (Fig A)

Step 3: Starting on the driver side attach the plastic channel in the top into the front edge of retaining channel the body tub next to the door opening. Then continue down the side and around the rear corners. (Fig B) Repeat on the passenger side.



(Fig A)



(Fig B)

Step 4: Begin fastening the 3 straps along the top around the sport bar. (Fig C) Do not fully tighten at this time.

For Technical Support/Warranty Information please call 310-762-9944

Smittybilt, 400 West Artesia Blvd, Compton, CA 90220



WWW.SMITTYBILT.COM

Installation Instructions


C-RES (Cargo Restraint System)

Part # 521035 (92-95 Wrangler)

Part # 561035 (97-06 Wrangler)

Step 5: Fasten the two side straps along the side of the sport bar. (Fig D)

Note: If you have a TJ and keep the door surrounds on, simply tuck the bottom buckle under the top. (Fig E) Do not fully tighten at this time.



(Fig C)



(Fig D)



(Fig E)

Step 6: Slide your tail-gate retaining bar into the sewn in extrusion on the back of your top (Fig F) Once all the way on lock the bar into the brackets (Fig G)




Fig F




Fig G

For Technical Support/Warranty Information please call 310-762-9944

Smittybilt, 400 West Artesia Blvd, Compton, CA 90220



WWW.SMITTYBILT.COM

Installation Instructions

C-RES (Cargo Restraint System)

Part # 521035 (92-95 Wrangler)

Part # 561035 (97-06 Wrangler)

Step 7: Now pull the straps around the sport bar securely. Installation is now complete. The C-RES can be used in conjunction with briefs and extended tops. Simply maneuver the straps on the briefs through the holes on the C-RES in the best location.



LIMITED WARRANTY

Smittybilt (The Company) warrants to the original purchaser of this product that should the product or any part thereof, under normal use and conditions, be proven defective in material or workmanship within the warranty period of 90 days from the date of purchase, such defect(s) will be repaired or replaced (At the Company's option) without charge for parts or labor. To obtain repair or replacement within the terms of the warranty, the product is to be delivered with proof of warranty coverage (e.g. dated bill of sale, receipt), specification of defect, freight pre-paid with Returns Good Authorization Number from Smittybilt to place of purchase. Items returned to Smittybilt without an Returns Authorization Number will be refused and returned to sender at the senders expense.

This warranty does not apply to any product or part thereof which, in the opinion of the Company, has suffered or been damaged through alteration, improper installation, mishandling, misuse, neglect accident or acts of nature. **THE EXTENT OF THE COMPANY'S LIABILITY UNDER THIS WARRANTY IS LIMITED TO THE REPAIR OR REPLACEMENT PROVIDED ABOVE AND, IN NO EVENT, SHALL THE COMPANY'S LIABILITY EXCEED THE PURCHASE PRICE PAID BY THE PURCHASER FOR THIS PRODUCT.**

This warranty is in lieu of all expressed warranties and liabilities. ANY IMPLIED WARRANTIES, INCLUDING ANY IMPLIED WARRANTY OF MERCHANTABILITY SHALL BE LIMITED TO THE DURATION OF THIS WRITTEN WARRANTY. ANY ACTION FOR BREACH OF ANY WARRANTY HEREUNDER INCLUDING ANY IMPLIED WARRANTY OF MERCHANTABILITY MUST BE BROUGHT WITHIN A PERIOD OF 90 DAYS FROM DATE OF ORIGINAL PURCHASE. IN NO CASE SHALL THE COMPANY BE LIABLE FOR ANY CONSEQUENTIAL OR INCIDENTAL DAMAGES FOR BREACH OF THIS OR ANY OTHER WARRANTY, EXPRESSED OR IMPLIED, WHATSOEVER. No person or representative is authorized to assume for the company any liability other than expressed herein in connection with the sale of this product. Some states do not allow limitations on how long an implied warranty lasts or the exclusion or limitation of incidental or consequential damage, therefore above limitations may not apply to you. This warranty gives the purchaser specific legal rights. The purchaser may have additional rights, which vary from state to state.

Some states do not allow limitations on how long an implied warranty lasts or the exclusion or limitation of incidental or consequential damage, therefore above limitations may not apply to you. This warranty gives the purchaser specific legal rights. The purchaser may have additional rights, which vary from state to state.

Care and Maintenance Information

To keep your product looking new and for the maximum possible wear, it requires periodic cleaning and maintenance.

FABRIC – The fabric can be washed using soap, warm water and a soft bristle brush. Rinse with clear water making sure to remove all soap.

For Technical Support/Warranty Information please call 310-762-9944

Smittybilt, 400 West Artesia Blvd, Compton, CA 90220