

Outdoor 5G/4G Magnetic Mount Monopole Antenna

LPT600/71MM200SMA and LTP600/71MM200SMAW
617 to 7125 MHz



Applications:

- Ⓢ WiFi 6E, 4G/5G FR1
- Ⓢ Includes new band 71 (617-698MHz) and CBRS Bands 42 and 48 (3.4-3.7GHz)
- Ⓢ Utility boxes
- Ⓢ Smart metering
- Ⓢ IoT Devices

Electrical Specifications @ 25°C - Operating Temperature -40°C to +85°C¹

Frequency Bands - 698-960/1710-2690/3400-3800 MHz

Antenna ² Type	Nominal Impedance	Return Loss	Radiation Pattern	Polarization	Power Withstanding
Monopole	50Ω	-7.5dB	Omni	Vertical	60W
Frequency	619-960 MHz		1710-7125 MHz		
VSWR	2.5:1		2.5:1		
Average Peak Gain	2 dBi		5.9 dBi		
Average Efficiency	82%		79%		
HPBW Vertical Plane	80°		40°		

Mechanical Specifications

Orderable PN: LPT600/71MM200SMA or LTP600/71MM200SMAW³

Size - (Diameter x Height)	Color	Weight	Connector Type	Cable Type	Cable Length	Fixing System
88 x 102.5 mm	White or Black	292grms	SMA-Male	Equivalent of LMR195	3048mm	Magnetic
Ingress Protection						
IP67						

Notes:

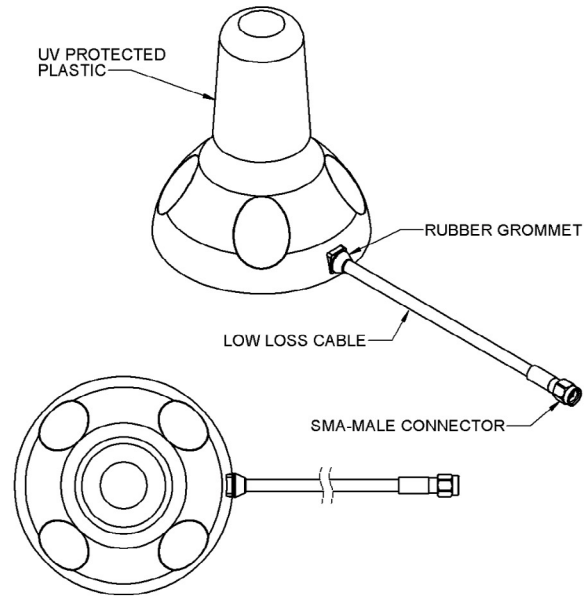
1. Storage Temperature: -40°C to 85°C
2. Measured on 305mm (12") SQ ground plane
3. LTP600/71MM200SMA comes in black for white add the suffix W and PN becomes LPT600/71MM200SMAW
4. Other types of coaxial cable are available upon request

Outdoor 5G/4G Magnetic Mount Monopole Antenna

LPT600/71MM200SMA and LTP600/71MM200SMAW
617 to 7125 MHz

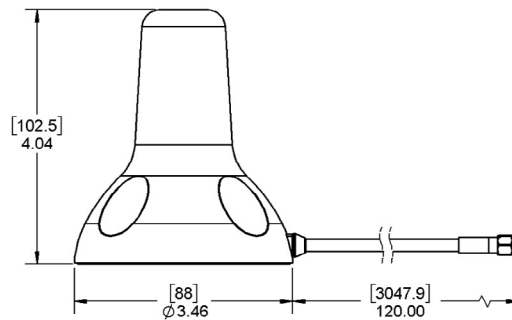
Mechanical

LPT600/71MM200SMAx



Dimensions: $\frac{\text{Inches}}{\text{mm}}$

Unless otherwise specified,
all tolerances are $\pm \frac{.010}{0,25}$



Packaging Info:
1PCS/Foam bag
12PCS/Carton box

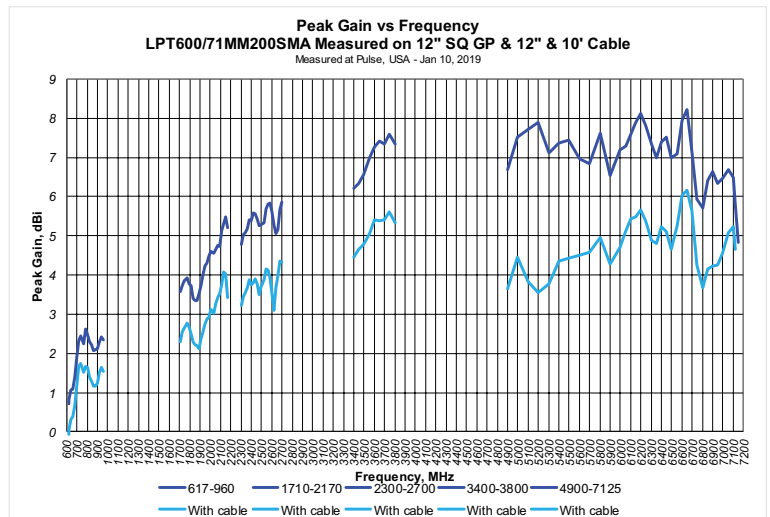
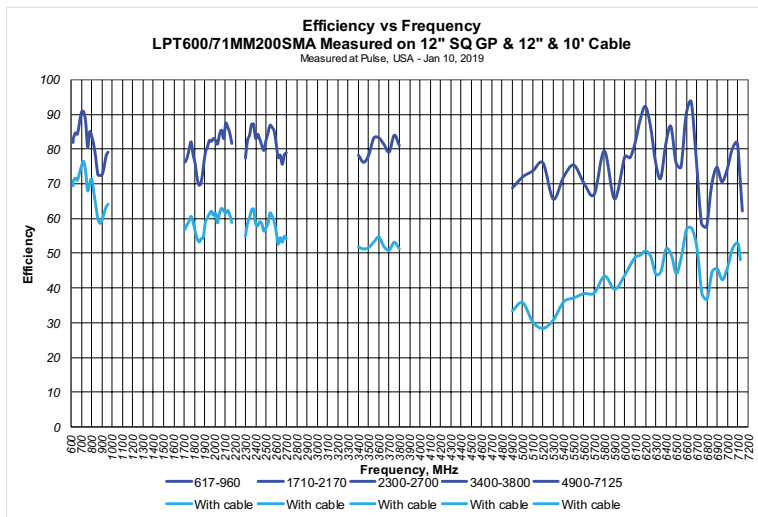
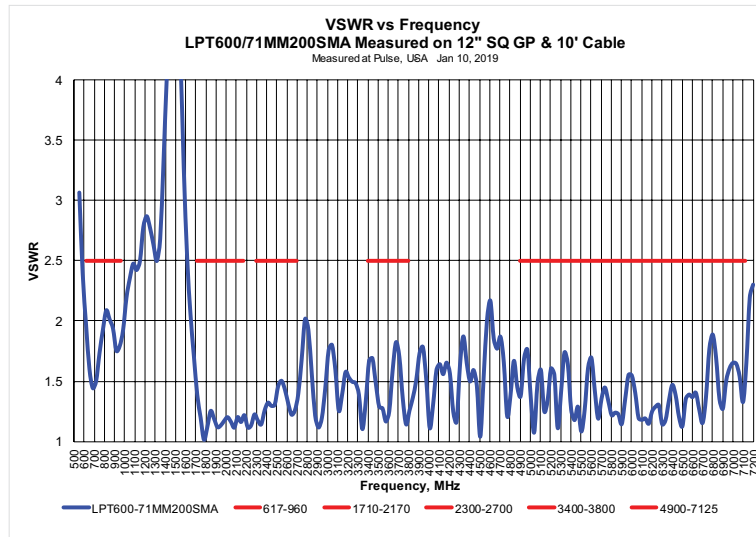


Outdoor 5G/4G Magnetic Mount Monopole Antenna

LPT600/71MM200SMA and LTP600/71MM200SMAW
617 to 7125 MHz

Charts

LPT600/71MM200SMAx



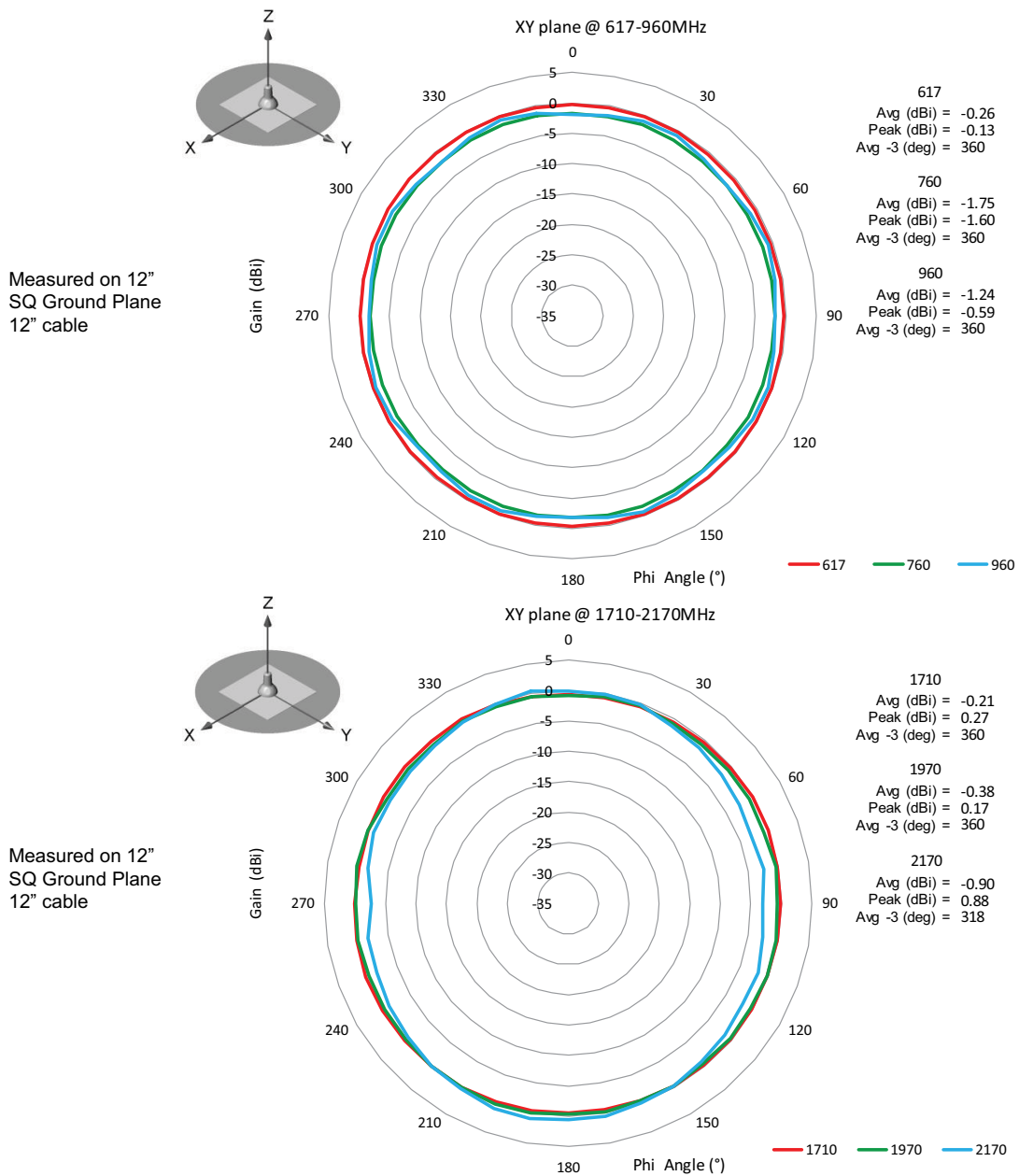
Outdoor 5G/4G Magnetic Mount Monopole Antenna

LPT600/71MM200SMA and LTP600/71MM200SMAW
617 to 7125 MHz

Charts

617MHz - 2170MHz

XY Plane Gain Plots



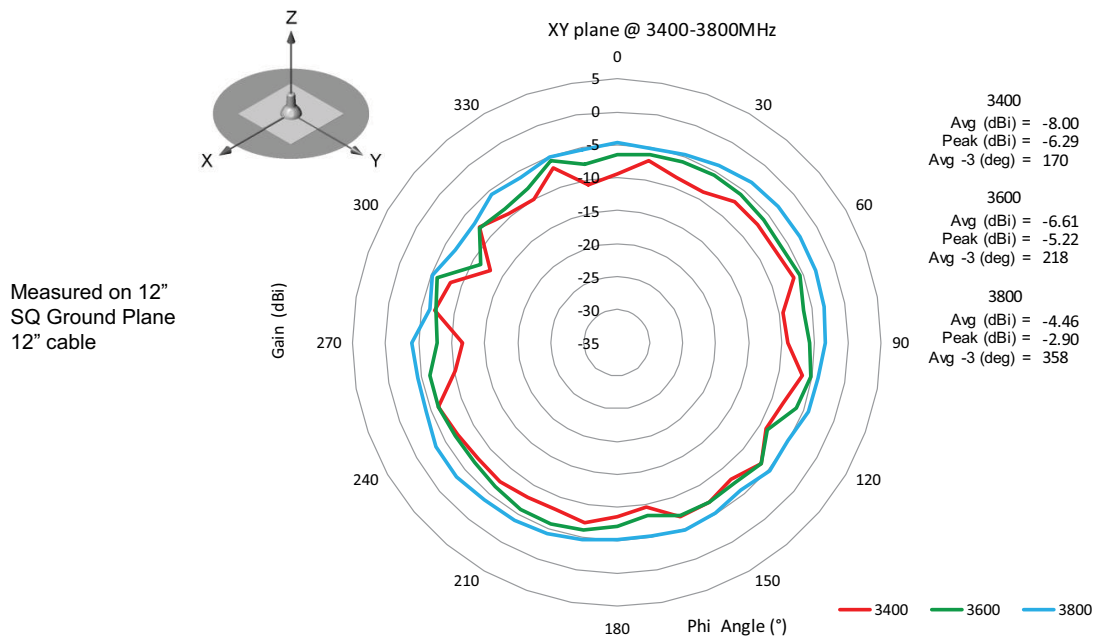
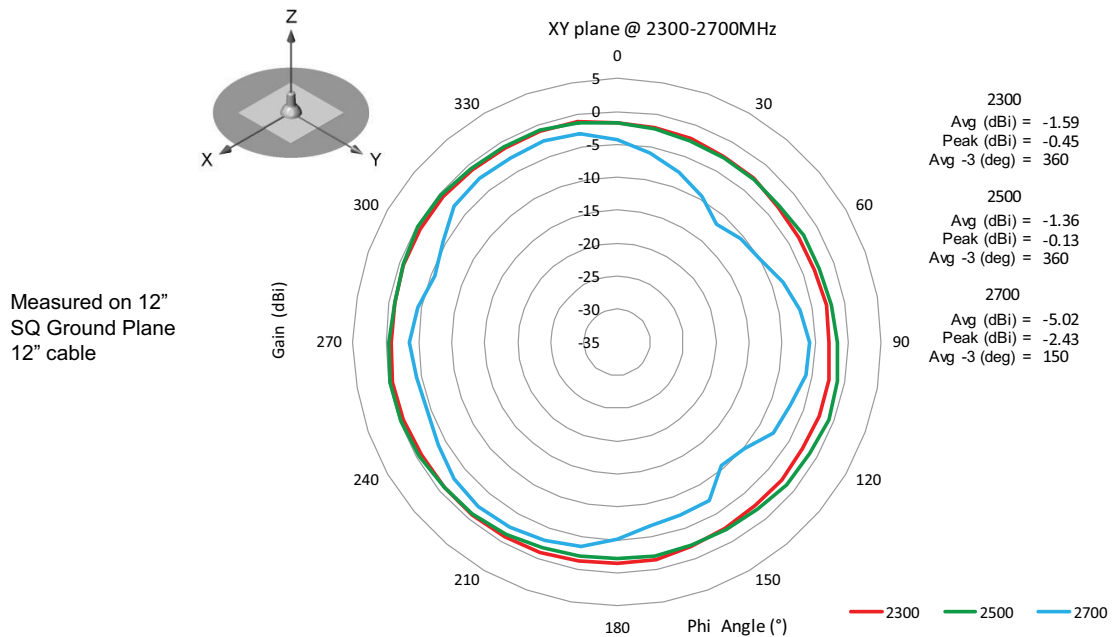
Outdoor 5G/4G Magnetic Mount Monopole Antenna

LPT600/71MM200SMA and LTP600/71MM200SMAW
617 to 7125 MHz

Charts

2300MHz - 2700MHz

XY Plane Gain Plots



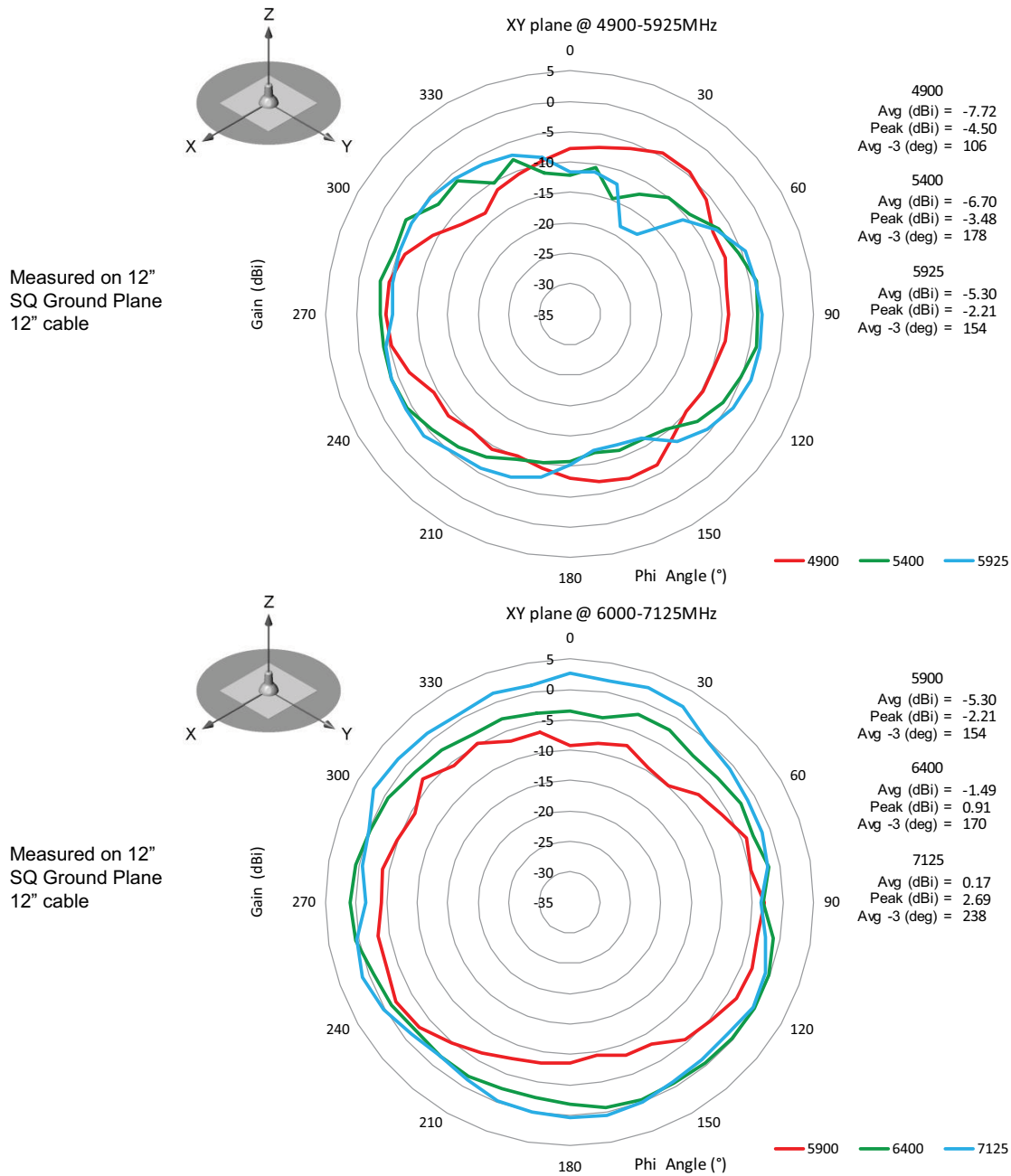
Outdoor 5G/4G Magnetic Mount Monopole Antenna

LPT600/71MM200SMA and LTP600/71MM200SMAW
617 to 7125 MHz

Charts

4900MHz - 7125MHz

XY Plane Gain Plots



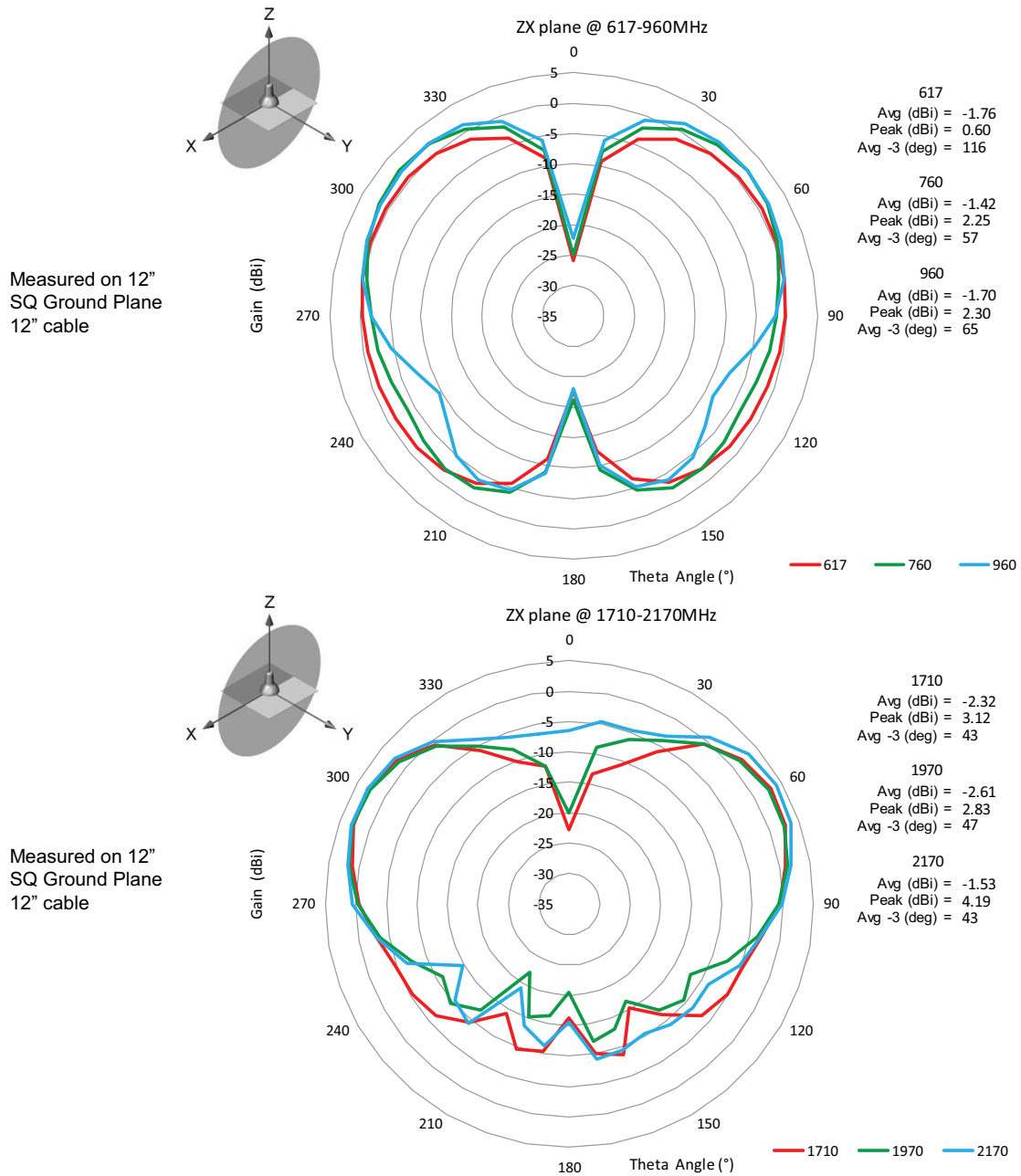
Outdoor 5G/4G Magnetic Mount Monopole Antenna

LPT600/71MM200SMA and LTP600/71MM200SMAW
617 to 7125 MHz

Charts

617MHz -2170MHz

XY Plane Gain Plots



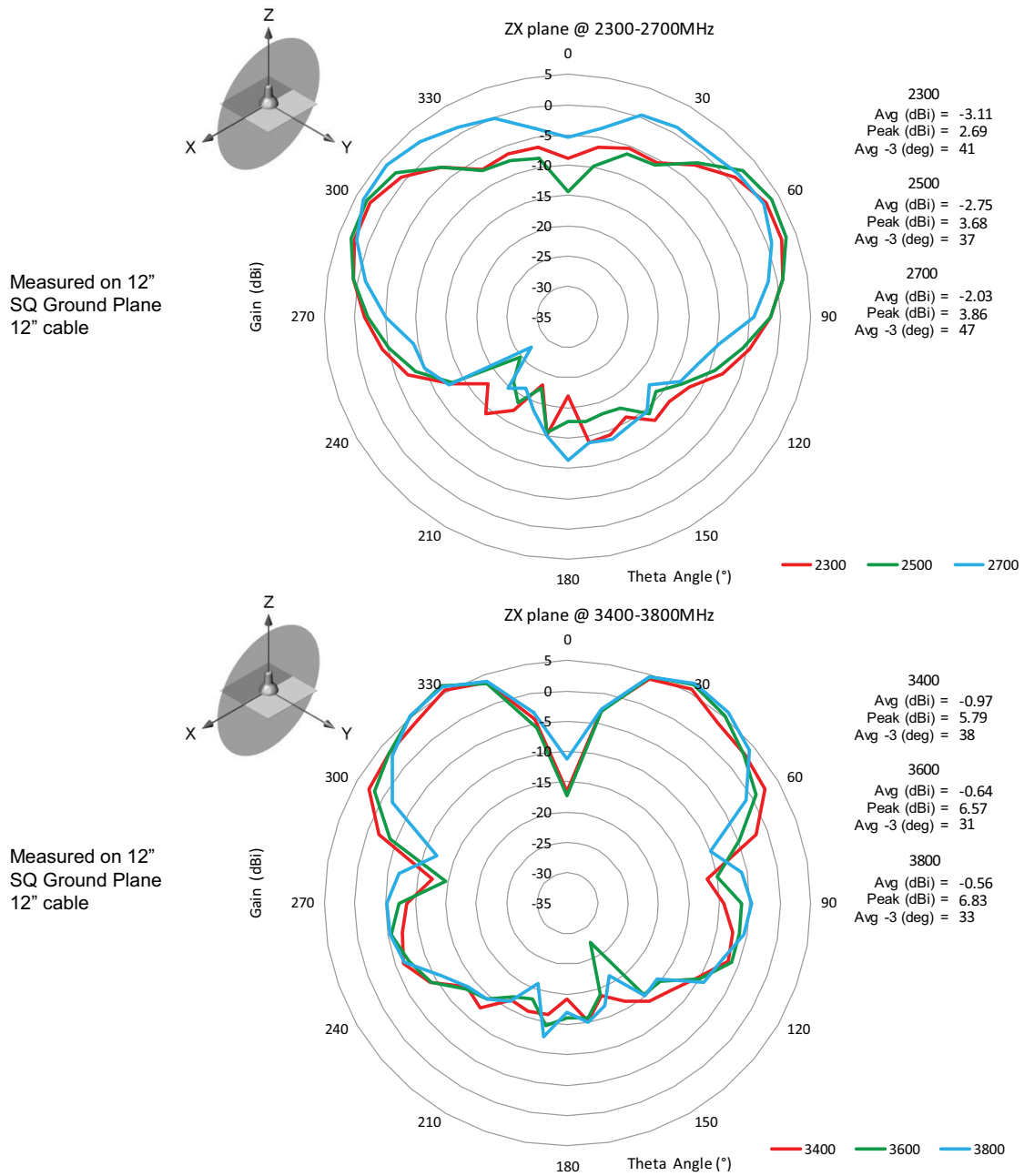
Outdoor 5G/4G Magnetic Mount Monopole Antenna

LPT600/71MM200SMA and LTP600/71MM200SMAW
617 to 7125 MHz

Charts

2300MHz -3800MHz

XY Plane Gain Plots



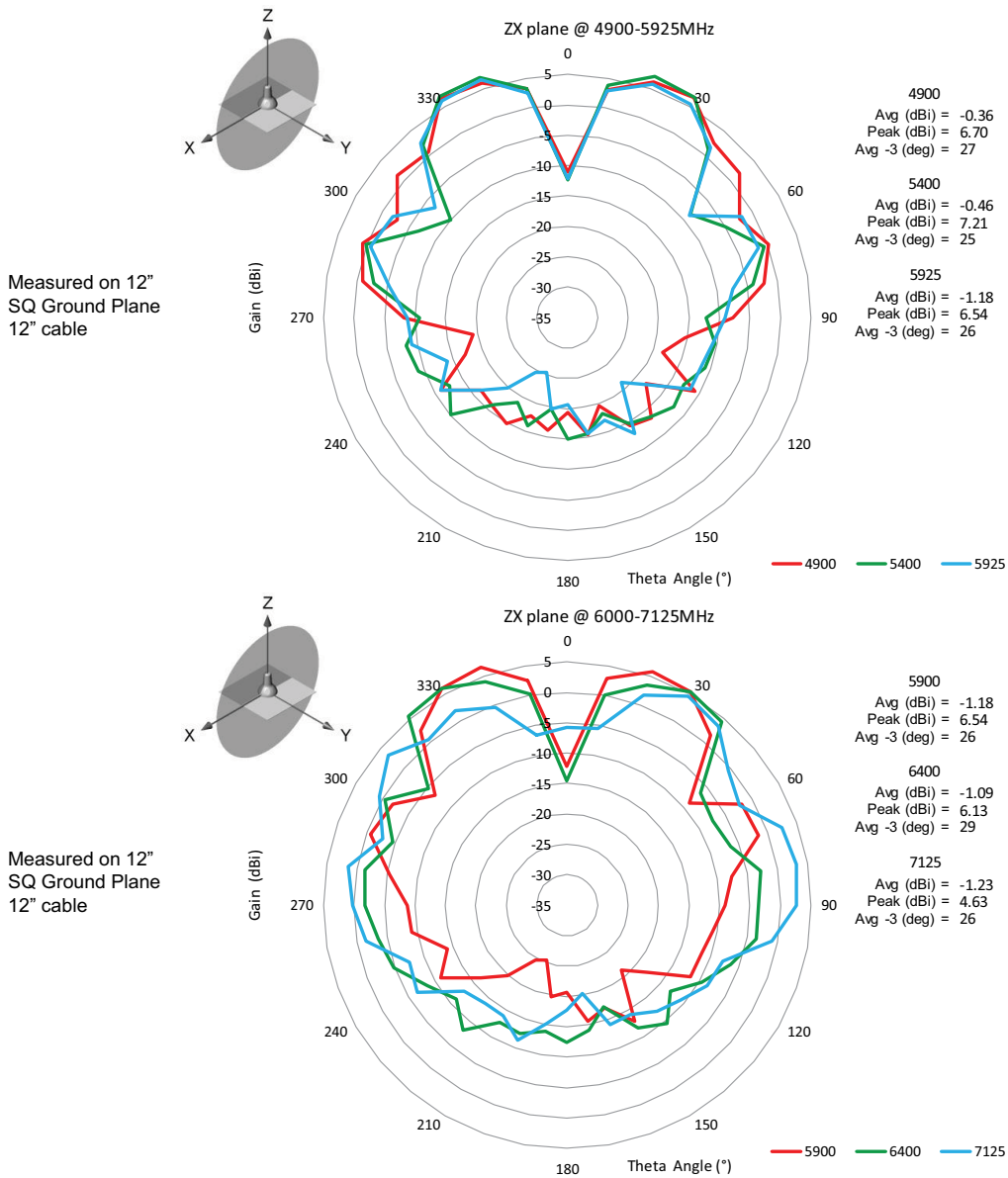
Outdoor 5G/4G Magnetic Mount Monopole Antenna

LPT600/71MM200SMA and LTP600/71MM200SMAW
617 to 7125 MHz

Charts

4900MHz -7125MHz

ZX Plane Gain Plots



For More Information:

Americas - antennas.us@pulseelectronics.com | Europe - antennas.eu@pulseelectronics.com | Asia - antennas.as@pulseelectronics.com | Questions? +1-800-ANTENNA

Performance warranty of products offered on this data sheet is limited to the parameters specified. Data is subject to change without notice. Other brand and product names mentioned herein may be trademarks or registered trademarks of their respective owners. © Copyright, 2020. Pulse Electronics, Inc. All rights reserved.