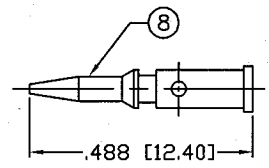
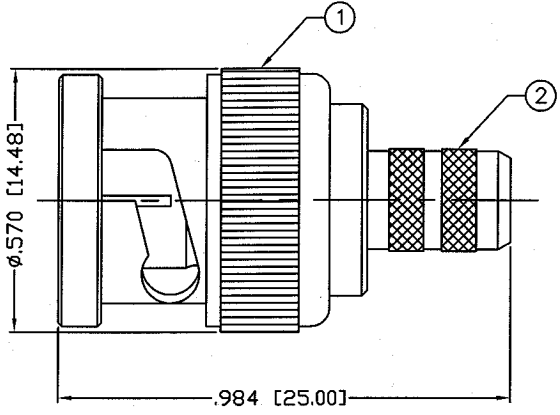


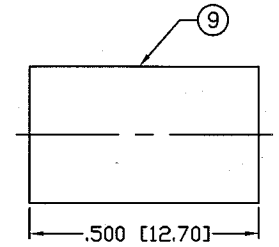
THIS DRAWING CONTAINS INFORMATION PROPRIETARY TO RF INDUSTRIES,
 ANY UNAUTHORIZED USE OF THIS DRAWING IS EXPRESSLY PROHIBITED
 WITHOUT WRITTEN PERMISSION FROM RF INDUSTRIES.
 ANY VIOLATION IS PUNISHABLE UNDER U.S. COPYRIGHT LAWS.

ALL DIMENSIONS ARE REFERENCE ONLY

PART NO.		RFB-1707-2		
REV	DESCRIPTION	DWN	DATE	APPROVED
-	ENGINEERING RELEASE	CZS	3/26/99	JDMc



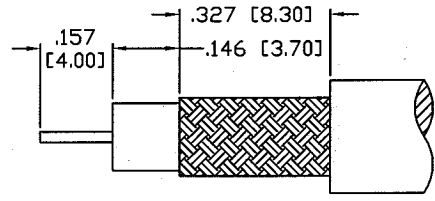
RECOMMENDED CRIMP DIE: .068



RECOMMENDED CRIMP DIE: .255

SPECIFICATIONS:

IMPEDANCE: 75 Ohms
 FREQUENCY RANGE: 0-1 GHz
 VOLTAGE RATING: 500 Vrms
 DIELECTRIC WITHSTANDING VOLTAGE: 1500 Vrms
 (D) FOR RG-59, 59A, 59B, 62, 62A, 62C/U: ALPHA9059, 9062, 9830, 9840, 9845; BELDEN 8221, 8241, 9169, 9204, 9228; CANARE LV-61S; CommScope 5555, 5560, 5563
 (D1) FOR BELDEN1426A, 1505A, 8212, 8241F, 9100, 9110, 9165, 9171, 9240, 9259, 9265, 9274, 9275, 9659, YR2393D; CommScope 5553, 5565, 55525550, 5567, 5571



RECOMMENDED STRIPPING DIMENSIONS

1	COUPLING NUT	1	BRASS	NICKEL, 100μ"	008974	
2	BODY	1	BRASS	NICKEL, 100μ"		
3	INSULATOR	1	DELRIN	---		
4	GASKET	1	RUBBER	RED		
5	RETAINING RING	1	BRASS	NICKEL, 100μ"		
6	SPRING	1	SK5	NICKEL, 100μ"		
7	WASHER	1	BRASS	NICKEL, 100μ"		
8	PIN	1	BRASS	GOLD, 3μ"		
9	FERRULE	1	BRASS	NICKEL, 100μ"		
10					DRAWN	
11					C. ZUNIGA	
12					CHECKED	
13					JDMc	
14					3/6/01	
					ORJ DRAWN	
					C. ZUNIGA	
					3/6/01	
#	DESCRIPTION	QTY	MATRL	FINISH	APPROVALS	DATE

UNLESS OTHERWISE SPECIFIED:
 1. REMOVE ALL BURRS
 2. BREAK ALL CORNERS & EDGES .005 R. MAX.
 3. CHAMFER 1ST & LAST THREADS 45°
 4. SURFACE ROUGHNESS 63 FINISH MIL-STD-10
 5. DIAMETERS ON COMMON CENTERS TO BE CONCENTRIC WITHIN .002 T.I.R.
 6. ALL DIMENSIONS ARE AFTER PLATING.

DIMENSIONS ARE IN INCHES AND [MILLIMETERS]
 UNLESS OTHERWISE NOTED TOLERANCES ARE:
 DECIMALS DIAMETER
 .xxx±.003 [.08] .xxx±.001 [.03]
 .xx±.005 [.13] .xx±.003 [.08]

7610 MIRAMAR RD
 SAN DIEGO, CA 92126
 (858) 549-6340
 (858) 549-6345 FAX

RF connectors
 DIVISION OF RF INDUSTRIES, LTD.

BNC PLUG, CRIMP

75 OHM

SIZE	CABLE GROUP	DWG NO.	REV
A	D & D1	RFB-1707-2	-

SCALE: NTS CAD FILE OUTLINE SHEET 1 OF 1