

Bussmann 10 x 38 mm Modular fuse holders



Product description

Bussmann's range of modular fuse holders provide more space for cabling due to their compact design and are suitable for most applications including photovoltaic.

Standard features

- Colour coded for simple visual identification: yellow for PV (1000 VDC), red for IEC (690 VAC) and black for UL (600 VAC/VDC) applications
- CHPV Models, with 1000 VDC rating for use with solar gPV fuse links are suitable for photovoltaic applications of any size
- Tested to a wide range of standards: IEC, cULus, CCC, CSA and UR, allowing for use across global applications
- World class footprint - smaller than any other modular fuse holders, reducing installation space required
- Toolless DIN-Rail mounting, improves ease of use and reduces installation time and costs
- Rated for use with 75°C or 90°C wire, fine stranded wire, spade terminals and with comb-bus bars. Use any higher temperature rated wire with appropriate derating

Catalogue Symbol:

- See table below

Technical data:

Volts and Amps: See table below

Terminal size: 1 to 25mm² (#18 to #4)

Torque rating: IEC only: 2.5N•m maximum

UL only: 3.4N•m (30Lb-In) maximum

Flammability ratings: UL94V0, self-extinguishing

Storage and operating temperature range:

-20°C to +90°C (indicating)

-20°C to +120°C (non-indicating)

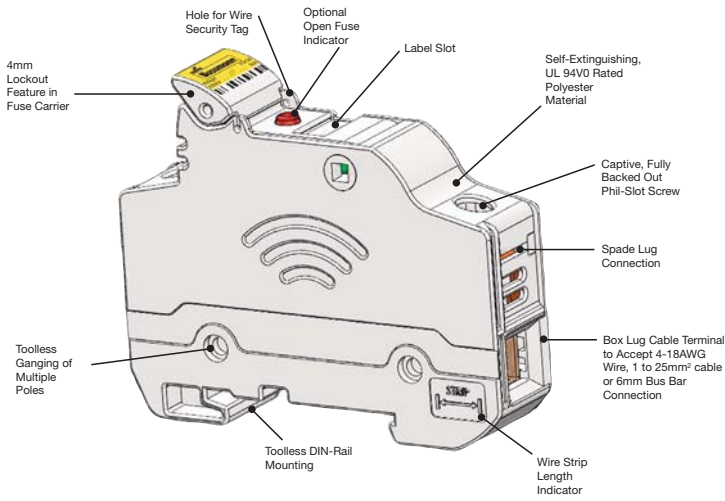
Standards/Approvals:

- IEC 60269-1 and 60269-2
- UL File E14853, guide IZLT Listed, IZLT2 Recognised
- CSA File 47235
- CHPV and CHM - class 6225-30
- CHCC - Class 6225-01
- CCC

Table 1. Technical Data

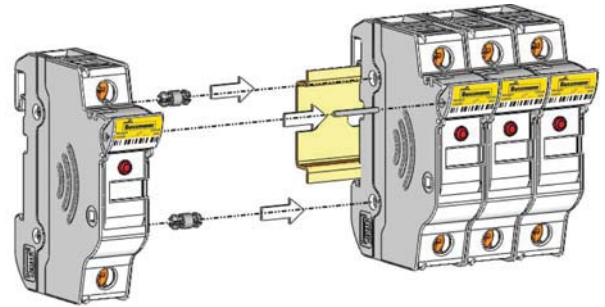
Series & size	Catalogue Number		Voltage & Current	Agency Markings	Number of poles	Terminal rating	Rated breaking capacity	Bussmann fuse links	
	With indicator	Without Indicator							
CHM 10x38 & midget	CHM1DIU	CHM1DU	IEC 690 VAC / 32 A UL 600 VAC / 30 A	IEC 60269-2, UR, CSA, CCC	1	IEC: 1 to 25mm ² 70°C PVC/ Copper cable solid, stranded, fine stranded, Spade lug, comb bus bar, single and dual	IEC 120 kA rms sym	IEC C10 Series	
CHM 10x38 & midget	CHM2DIU	CHM2DU	IEC 690 VAC / 32 A UL 600 VAC / 30 A	IEC 60269-2, UR, CSA, CCC	2		UL 200 kA rms sym	UL: FNQ, KLM, FNM, KTK, BAF, FWA, PVM, AGU, BAN, FWC	
CHM 10x38 & midget	CHM3DIU	CHM3DU	IEC 690 VAC / 32 A UL 600 VAC / 30 A	IEC 60269-2, UR, CSA, CCC	3		CCC 100kA rms sym		
CHM 10x38 & midget	CHM4DIU	CHM4DU	IEC 690 VAC / 32 A UL 600 VAC / 30 A	IEC 60269-2, UR, CSA, CCC	4				
CHM 10x38 & midget	CHM1DNIU	CHM1DNU	IEC 690 VAC / 32 A UL 600 VAC / 30 A	IEC 60269-2	1-pole + 1 neutral				
CHM 10x38 & midget	CHM3DNIU	CHM3DNU	IEC 690 VAC / 32 A UL 600 VAC / 30 A	IEC 60269-2	3-pole + 1 neutral				
CHM 10x38 & midget	CHM1DI-48U	N/A	IEC 48 VDC / 32 A UL 48 VDC / 30 A	IEC 60269-2, UR, CSA, CCC	1				
CHM 10x38 & midget	N/A	CHM1DNXU	IEC 690 VAC / 32 A	IEC 60269-2	1 neutral			N/A	N/A
CHPV Photovoltaic	CHPV1IU	CHPV1U	IEC 1000 VDC / 32 A UL 1000 VDC / 30 A	IEC 60269-1, UR, CSA, CCC UL4248-18	1			33kA	Solar PV series PVM, PV-A10F
CHPV Photovoltaic	CHPV2IU	CHPV2U			2			33kA	
CHCC Class CC	CHCC1DIU	CHCC1DU	UL 600 VAC / VDC 30 A	UL, CSA, CCC	1	Cable 75°C and 90°C Cu Cable	200 kA rms sym	LP-CC, FNQ-R, KTK-R	
CHCC Class CC	CHCC2DIU	CHCC2DU	UL 600 VAC / VDC 30 A	UL, CSA, CCC	2		200 kA rms sym		
CHCC Class CC	CHCC3DIU	CHCC3DU	UL 600 VAC / VDC 30 A	UL, CSA, CCC	3		200 kA rms sym		
CHCC Class CC	N/A	CHCC1DI-48U	UL 48 VDC / 30 A	UL, CSA, CCC	1		200 kA rms sym		

Features

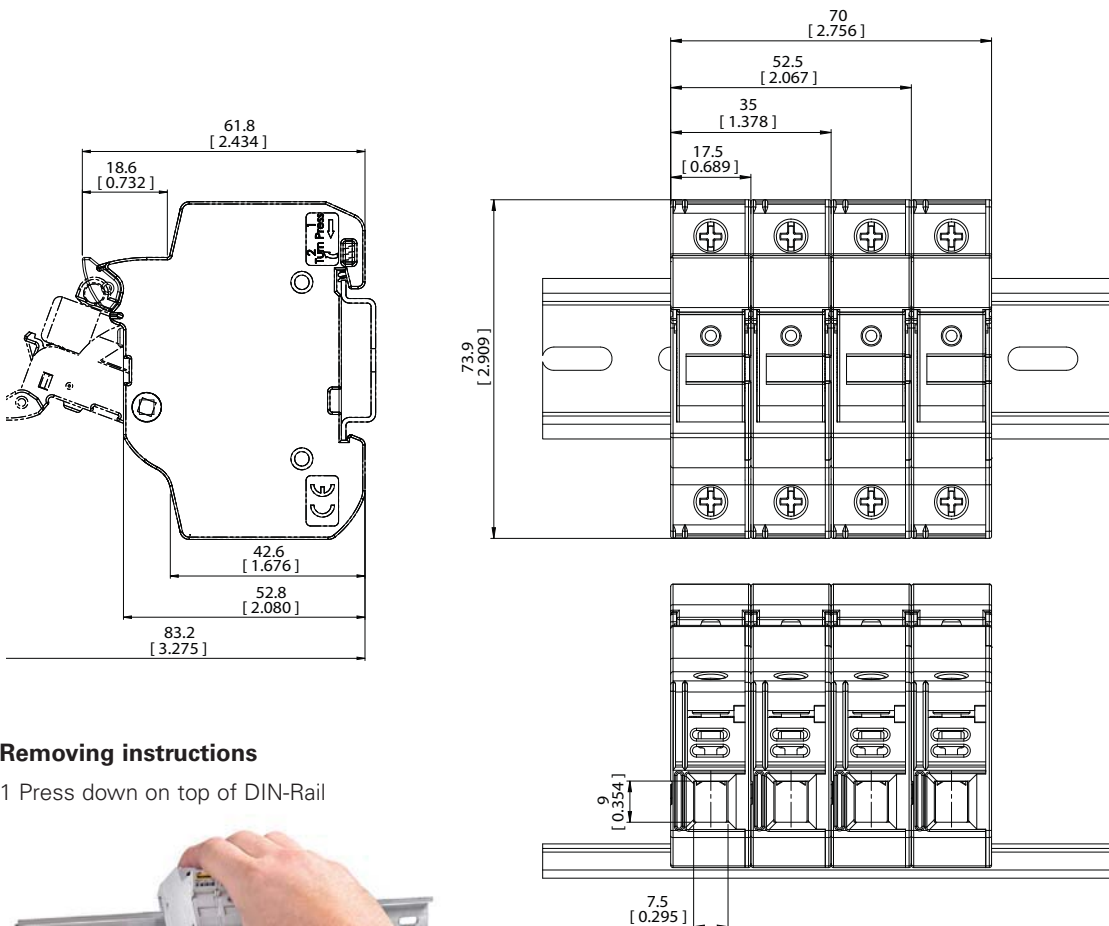


Multi-Pole ganging

Use multi-pole connection kit part number JV-L to gang multiple poles together. JV-L kit is sufficient to gang up to 4 poles.



Dimensional data - mm (in)



Removing instructions

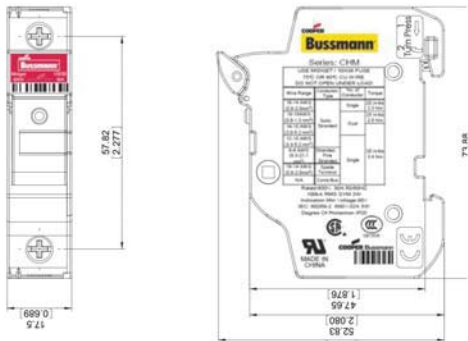
1 Press down on top of DIN-Rail



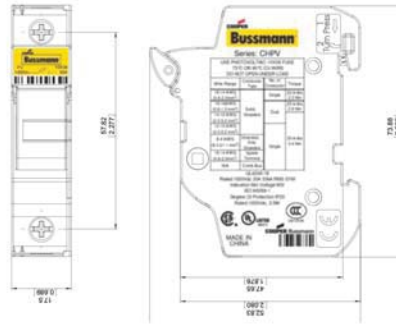
2 - Rotate out on the bottom

Product design and labels specifications

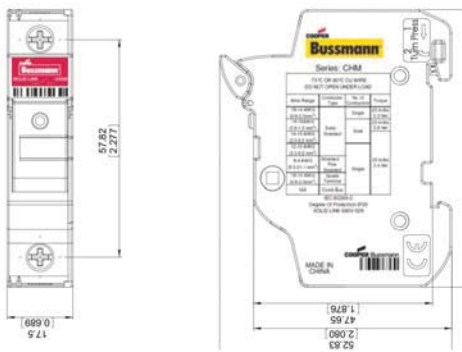
CHM & CHMI



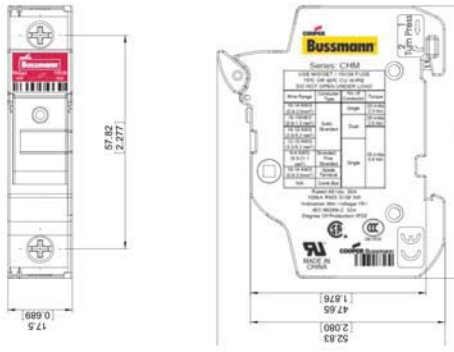
CHPV & CHPVI (PV Applications)



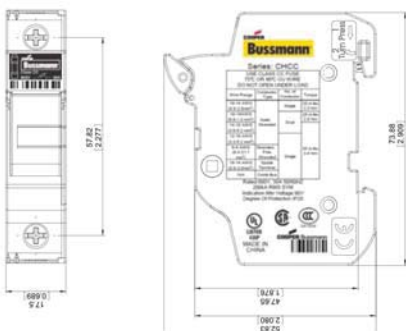
CHMDNX (IEC Applications)



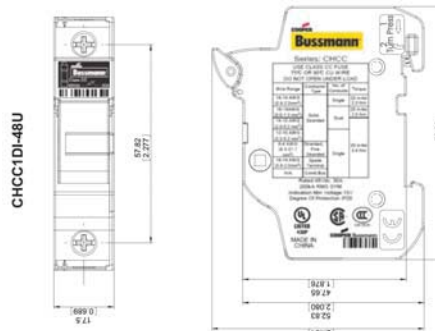
CHMI-48



CHCC & CHCI (UL Applications)



CHCCI-48U



Changes to the products, to the information contained in this document, and to prices are reserved; so are errors and omissions. Only order confirmations and technical documentation by Eaton is binding. Photos and pictures also do not warrant a specific layout or functionality. Their use in whatever form is subject to prior approval by Eaton. The same applies to Trademarks (especially Eaton, Moeller, and Cutler-Hammer). The Terms and Conditions of Eaton apply, as referenced on Eaton Internet pages and Eaton order confirmations.

Eaton Industries Manufacturing GmbH
Electrical Sector EMEA
Route de la Longeraie
71110 Morges, Switzerland
Eaton.eu

© 2014 Eaton
All Rights Reserved
Publication No. 720133
January 2014

Eaton is a registered trademark.

All other trademarks are property of their respective owners.