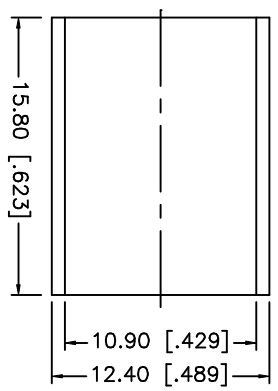
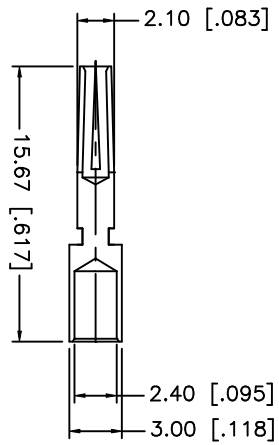
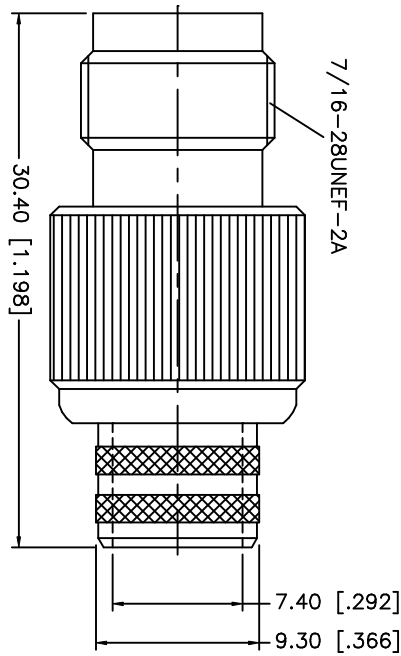
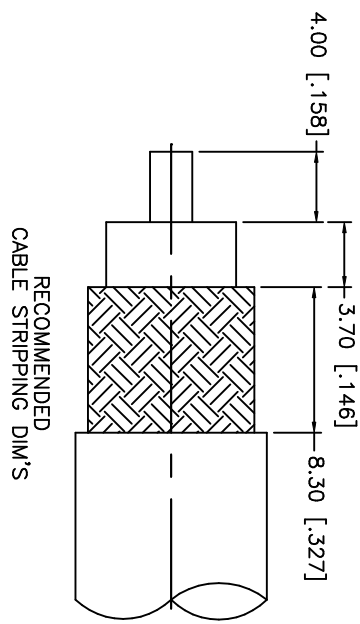


REV.	DATE	DESCRIPTION
NC	07/22/02	INITIAL RELEASE
A	07/20/05	UPDATE DRAWING FORMAT



CRIMP NOTES:

1. CRIMPED FERRULE  
HEX CRIMP SIZE .429"
2. CRIMPED CONTACT PIN  
HEX CRIMP SIZE .100"

UNLESS OTHERWISE SPECIFIED, DIMENSIONS ARE IN INCHES AND FOR CUSTOMER REFERENCE ONLY.

UNLESS OTHERWISE SPECIFIED, TOLERANCES FOR MILLIMETERS ARE:

0.3 - 30mm ± 0.20mm  
30 - 120mm ± 0.50mm

UNLESS OTHERWISE SPECIFIED, TOLERANCES FOR INCHES ARE:

.020 - .315 = ± 0.007"  
.315 - 1.180 = ± 0.015"  
1.180 - 4.724 = ± 0.020"

NO.	DESCRIPTION	MATERIAL	FINISH	QTY
8				
7				
6				
5				
4	FERRULE	COPPER	NICKEL	1
3	CONTACT PIN	PHOS. BRONZE	GOLD	1
2	INSULATOR	TEFLON	NATURAL	1
1	BODY	BRASS	NICKEL	1
	DESCRIPTION	MATERIAL	FINISH	QTY

APPROVALS	DATE
DRAWN G.R.S.	07/20/05
CHECKED	
ISSUED	
SHEET 1 OF 1	

PART DESCRIPTION	PART NO.
TNC CRIMP JACK (FOR RG-8, 213/U CABLE)	122482

CAD FILE	DWG. NO.	REV.	SIZE	SCALE
C:/122/122482.DWG	122482.DWG	A	A	NA

**Amphenol Connex**