

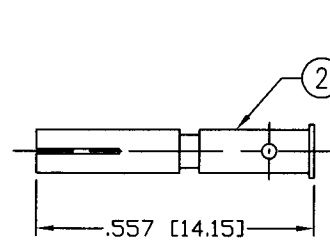
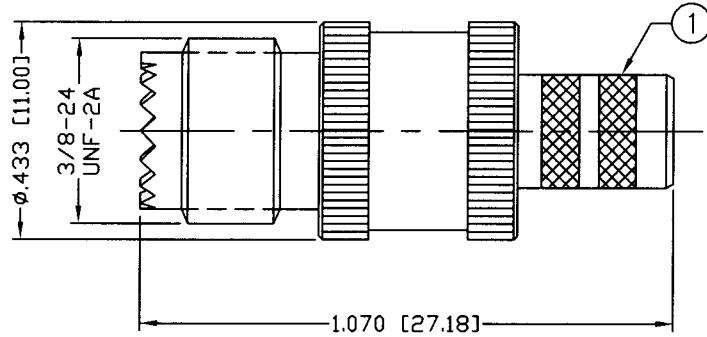
THIS DRAWING CONTAINS INFORMATION PROPRIETARY TO RF INDUSTRIES,
 ANY UNAUTHORIZED USE OF THIS DRAWING IS EXPRESSLY PROHIBITED
 WITHOUT WRITTEN PERMISSION FROM RF INDUSTRIES.
 ANY VIOLATION IS PUNISHABLE UNDER U.S. COPYRIGHT LAWS.

ALL DIMENSIONS ARE REFERENCE ONLY

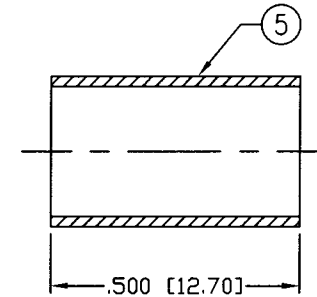
PART NO.

RFU-601-1X

REV	DESCRIPTION	DWN	DATE	APPROVED
E	OPEN BACK OF DIE \ REMOVE P/N \ CHG STRIPPING	KMM	7/13/99	R. RICE
F	CHANGE DIE ID CONFIG	CZS	9/9/99	R. RICE
G	CHANGE FERRULE STUD TO KNURL	CZS	8/7/00	JDMc
H	CHANGE TO 2 BAND KNURL & PTFE / ADD CABLE GROUP LIST	CZS	4/22/04	JDMc



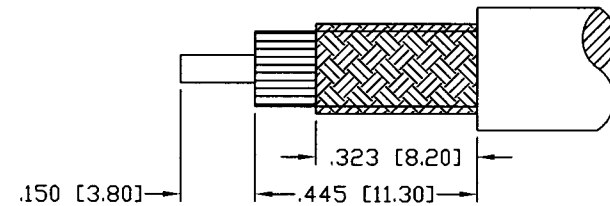
RECOMMENDED CRIMP DIE: .068"



RECOMMENDED CRIMP DIE: .255"

SPECIFICATIONS:

IMPEDANCE: 50 Ohms
 FREQUENCY RANGE: 0-2.5 GHz
 VSWR: 1.25 MAX.
 WORKING VOLTAGE: 335 V rms Max. @ Sea Level
 INSULATION RESISTANCE: 5k M Ohms min.
 TEMPERATURE RANGE: -65°C TO 165°C
 FOR RG-8/X, BELDEN 9258, MAXRAD M8X-100 &
 M8X-1000, MICRO 8/U, REMEE 1600, SAXTON 8315 &
 TIMES LMR-240 & LMR-240 ULTRAFLEX CABLE



RECOMMENDED STRIPPING DIMENSIONS

1	BODY	1	BRASS	NICKEL, 100 μ "	000486	UNLESS OTHERWISE SPECIFIED:
2	CONTACT	1	BRASS	SILVER, 80 μ "		
3	INSULATOR	1	PTFE	---		
4	PRESS WASHER	1	BRASS	NICKEL, 100 μ "		
5	FERRULE	1	BRASS	NICKEL, 100 μ "		
6						
7						
8						
9						
10						
11						
12						
13						
14						
#	DESCRIPTION	QTY	MATERIAL	FINISH	APPROVALS	DATE

DRAWN
C. ZUNIGA
4/22/04
 CHECKED
[Signature] 4/22/04
 ORJ DRAWN
C. ZUNIGA
3/12/92

DIMENSIONS ARE IN INCHES
 AND [MILLIMETERS]
 UNLESS OTHERWISE NOTED
 TOLERANCES ARE:
 DECIMALS DIAMETER

RF connectors
 DIVISION OF RF INDUSTRIES, LTD.

7610 MIRAMAR RD
 SAN DIEGO, CA 92126
 (858) 549-6340
 (858) 549-6345 FAX

MINI UHF JACK, CRIMP

SIZE	CABLE GROUP	DWG NO.	REV
A	X	RFU-601-1X	H
SCALE:	NTS	CAD FILE	OUTLINE
SHEET 1 OF 1			