

## Matala Ez-Air Pro Kits

*Lake and Pond Aeration is now easier than ever!*



### Features and benefits:

- Breathe life into your pond or lake!
- Improve fish health.
- Reduce algae growth and sludge build up.
- De-ice to prevent winter fish kill.
- Application for aquaculture, wastewater, small lake and koi pond.
- High efficiency.
- Industrial grade air pump.
- Simple maintenance.
- Completely oil-free.
- Overload protection.
- Silent operation.
- Long life expectancy.

Specification	Item	MEA Pro 1	MEA Pro 2 Plus	MEA Pro 3	MEA Pro 3 Plus	MEA Pro 4 Plus	MEA Pro 5 Plus	MEA Pro 6 Plus
Max flow (115V/60Hz) (cfm) / (lpm)		1.1 / 32	1.1 / 32	2.5 / 70	2.5 / 70	2.9 / 82	3.5 / 100	4.2 / 119
Max flow (230V/50Hz) (cfm) / (lpm)		1.1 / 31	1.1 / 31	2.3 / 65	2.3 / 65	3.5 / 100	3.7 / 105	5.2 / 146
Rated voltage (V)		AC 110/115/120 or AC 220/230/240						
Power supply frequency (Hz)		50 / 60						
Suggestion operation depth		Up to 6'	Up to 6'	Up to 7'	Up to 7'	Up to 8'	Up to 10'	Up to 10'
Rated performance (cfm) / (lpm)		0.92 / 26	0.92 / 26	1.60 / 45	1.60 / 45	2.30 / 65	2.97 / 84	3.60 / 102
Power (w)		24	24	38	38	61	82	110
Noise level (dB)		36	36	39	39	38	38	40
Closed pressure (psi) / (bar)		5.0 / 0.34	5.0 / 0.34	6.28 / 0.44	6.28 / 0.44	6.7 / 0.46	7.68 / 0.54	6.5 / 0.45
Suggested pond size (Gal.) / (L)		1,000~7,000 3,785~26,497	3,000~9,000 11,356~34,067	5,000~16,000 18,927~60,565	5,000~16,000 18,927~60,565	8,000~20,000 30,283~75,706	10,000~24,000 37,853~90,848	15,000~45,000 56,780~170,340
Parts		25LPx1 WAHØ3/8x20ftx1 OD-8x1	25LPx1 WAHØ3/8x30ftx1 MDB11x1	40LPx1 WAHØ3/8x30ftx1 OD-8x2	40LPx1 WAHØ3/8x30ftx1 MDB11x1	60Lx1 WAHØ3/8x50ftx1 MDB11x2 SC-2x1	80Lx1 WAHØ3/8x30ftx1 MDB22x1	100Lx1 WAHØ1/2x30ftx2 MDB22x2 SC-2x1
Diffuser (in) / (mm)		Ø1/2 x 8 Ø12.7 x 203	12x6x11 314x140x270	Ø1/2 x 8 Ø12.7 x 203	12x6x11 314x140x270	12x6x11 314x140x270	24x11x6 600x280x150	24x11x6 600x280x150

\* The above specification are subject to change without prior notice.

# Matala Ez-Air Pro Kits

Lake and Pond Aeration made Easy and Affordable!

**Matala**  
"Make water alive"



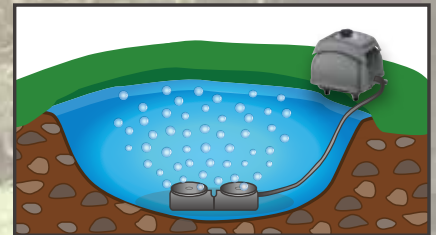
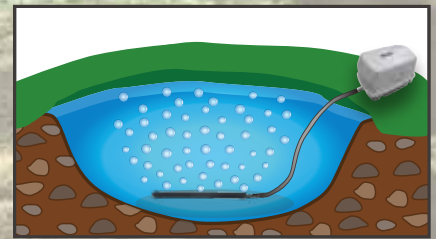
25LP / 40LP



40L / 60L / 80L



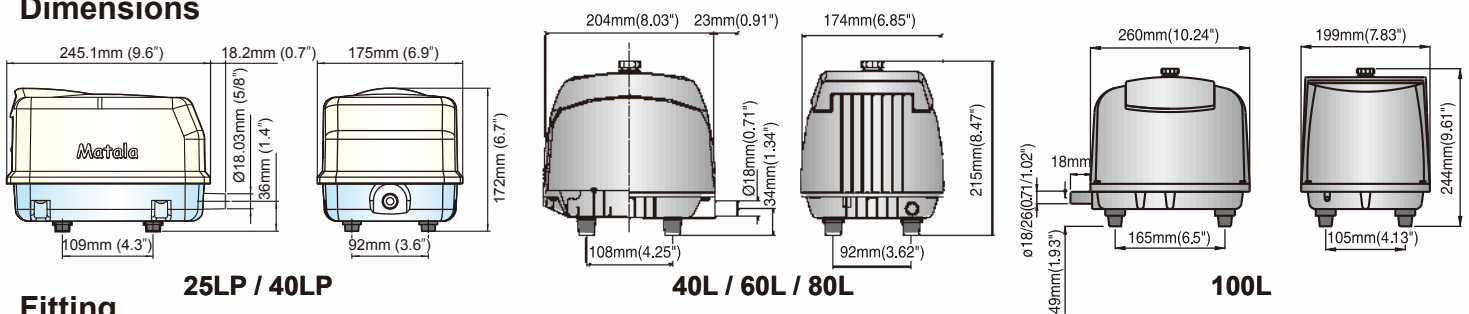
100L




Specification	Model	25LP	40LP	40L	60L	80L	100L
Max flow (115V/60Hz) (cfm) / (lpm)		1.1 / 32	2.5 / 70		2.9 / 82	3.5 / 100	4.2 / 119
Max flow (230V/50Hz) (cfm) / (lpm)		1.1 / 31	2.3 / 65		3.5 / 100	3.7 / 105	5.2 / 146
Rated Volt / Hz		AC 110-120 or AC 220-240 / 50Hz or 60Hz					
Rated pressure (psi) / (bar)		1.42 / 0.10	1.85 / 0.13		2.13 / 0.15		2.56 / 0.18
Rated performance (cfm) / (lpm)		0.90 / 25	1.80 / 51		2.40 / 68	3.04 / 86	4.17 / 105
Power (w)		24	38		61	82	110
Noise level (dB)		36	39	35	38	38	40
Suggestion pond depth		Up to 6'	Up to 7'		Up to 8'	Up to 10'	Up to 10'
Dimensions: LxWxH (in) / (mm)		11x7x7 / 283x190x190			11x7x9 / 285x190x225		14x9x10 / 345x230x265
Weight (lbs) / (kg)		7.8 / 3.53	10.8 / 4.92	13 / 5.7	15 / 6.7	20 / 9.2	

\* The above specification are subject to change without prior notice.

## Dimensions



## Fitting



## DISTRIBUTED BY

### MATALA WATER TECHNOLOGY CO., LTD.

121 Tzu Li 2St., Wu Chi Dist., Taichung City, Taiwan  
 Tel:+886-4-2630-4015 Fax:+886-4-2630-4067  
<http://www.matala.com.tw>