



FACTORY | DADA  
DATE CREATED | 10/17/19  
REVISION & DATE | REV-E 2/14/20  
SIZE RANGE | OSFM

STYLE # | **P365**  
PRODUCT NAME | ADJUSTABLE AIR MESH CAP  
SHAPE | STRUCTURED CROWN - CURVED VISOR

**COVER PAGE AND ILLUSTRATION**



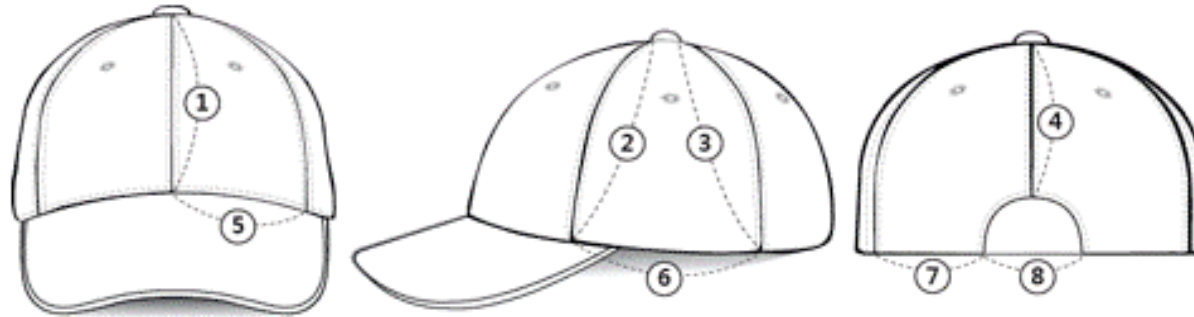




FACTORY | DADA  
 DATE CREATED | 10/17/19  
 REVISION & DATE | REV-E 2/14/20  
 SIZE RANGE | OSFM

STYLE # | **P365**  
 PRODUCT NAME | ADJUSTABLE AIR MESH CAP  
 SHAPE | STRUCTURED CROWN - CURVED VISOR

**PRODUCT MEASURES & MEASURE GUIDE**



|   | MEASURE                        | DESCRIPTION                   | LENGTH (CM) | TOL. +/- (CM) |
|---|--------------------------------|-------------------------------|-------------|---------------|
| 1 | CF Crown Height                | Button to visor               | 17.2        | .2            |
| 2 | Forward side seam panel height | See measure guide             | 17.1        | .2            |
| 3 | Back side seam panel height    | See measure guide             | 17.5        | .3            |
| 4 | CB height                      | Button to top of back opening | 12.2        | .3            |
| 5 | Front panel width              | Seam to seam along panel      | 9.2         | .3            |
| 6 | Side panel width               | See measure guide             | 10.3        |               |
| 7 | Back panel width               | CB seam to side panel         | 6.5         |               |
| 8 | Closure opening                | See Measure guide             | 8           |               |
| 9 | Visor length                   | Visor tip to base of crown    | 7           | .2            |
|   | Crown circ.                    | See measure guide             | 58          |               |

Total Circumference




FACTORY | DADA  
 DATE CREATED | 10/17/19  
 REVISION & DATE | REV-E 2/14/20  
 SIZE RANGE | OSFM

STYLE # | **P365**  
 PRODUCT NAME | ADJUSTABLE AIR MESH CAP  
 SHAPE | STRUCTURED CROWN - CURVED VISOR

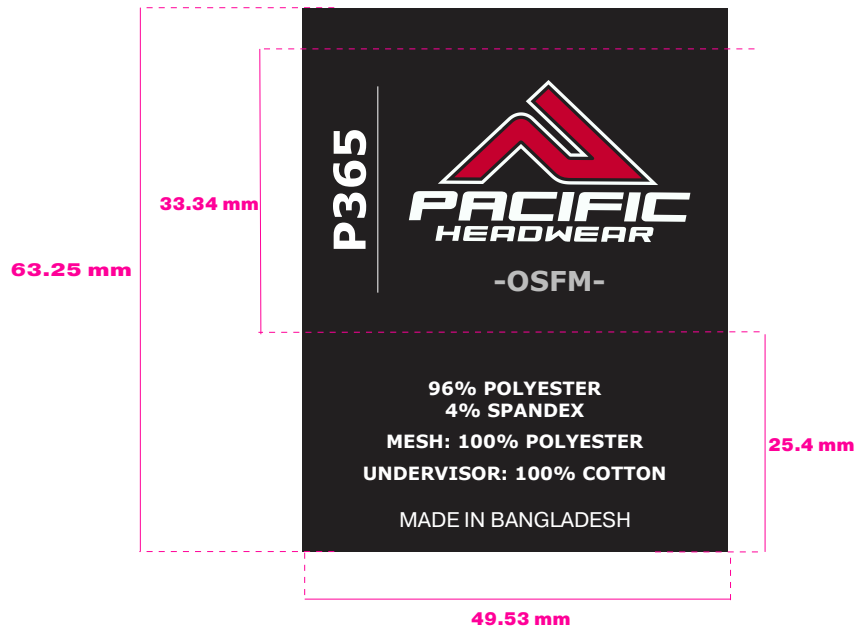
**ARTWORK - LABELS**

| ARTWORK FORM                            |                       |
|---|-----------------------|
| Style Number: P365                      | Designer: Jessica     |
| File Name: P365_PH_WovenLabels.ai       | Date Created: 3/18/19 |
| Dimensions: 33.3mm X 49.53mm (Finished) | Date Revised: 1/6/20  |
| Program: Illustrator                    | Material: Woven label |
| <b>PACIFICHEADWEAR.COM</b>              |                       |

| COLORS  |                                |
|---|--------------------------------|
|  | BLACK - Label                  |
|  | WHITE                          |
|  | SILVER -<br>Pantone 12-4302TCX |
|  | RED - 200C                     |
|  | Die Strike - do not print      |

**ARTWORK & DIMENSIONS** \* to scale

Logo, Content, Size and Style Label:






FACTORY | DADA  
DATE CREATED | 10/17/19  
REVISION & DATE | REV-E 2/14/20  
SIZE RANGE | OSFM

STYLE # | **P365**  
PRODUCT NAME | ADJUSTABLE AIR MESH CAP  
SHAPE | STRUCTURED CROWN - CURVED VISOR

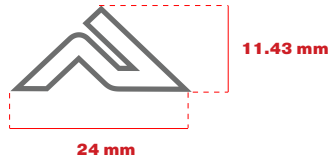
### ARTWORK - LOGO EMBROIDERY

| ARTWORK FORM                         |                       |
|--------------------------------------|-----------------------|
| Style Number: P365                   | Designer: Jessica     |
| File Name: P365_PH_LogoEmbroidery.ai | Date Created: 3/18/19 |
| Dimensions: 24mm X 11.43mm           | Date Revised: 1/14/20 |
| Program: Illustrator                 |                       |

**PACIFICHEADWEAR.COM**

| COLORS  |                             |
|---|-----------------------------|
|  | Outline - Match visor color |

### ARTWORK & DIMENSIONS \* to scale



### EMBROIDERY - ARTWORK PLACEMENT





