

# Soffe Adult Long Sleeve Tee





















Style #M375



A Subsidiary of Delta Apparel, Inc.

Heat transfer center back neck

- 5.5 oz. 100% Pre Shrunken Cotton Jersey
- Charcoal Heather: 50% Cotton/50% Polyester
- Athletic Oxford: 90% Cotton/10% Polyester
- Ash: 99% Cotton/1% Polyester
- Soffe's Classic Tee
- Full cut with taped neck and shoulders
- Wide rib two-needle cover stitched neckband
- Two-needle bottom hem

 038 Athletic Oxford	 017 Gunmetal	 210 NWU Type III Coyote Brown	 268 Sand
 301 DK Green	 309 Olive Drab Green	 318 Poison Green	 450 LT. Blue
 456 Ice Flow	 B02 Royal	 BGT Navy	 E27 Black
 HZW Charcoal Heather	 N01 White	 P39 New Purple	 R02 Cardinal
 R58 Red	 RD6 Maroon	 Y02 LT. GOLD	 Y42 Orange

\*Color availability based on inventory levels

## Finished Specifications:

	S	M	L	XL	2XL	3XL	Tolerance
<i>Body Width:</i>	18"	20"	22"	24"	26"	28"	+/- 1"
<i>Body Length:</i>	27.5"	28.5"	30.5"	31.5"	32.5"	33.5"	+/- 1"
<i>Sleeve Top:</i>	25"	25.5"	26.5"	27"	27.5"	27.5"	+/- 0.5"