














Ladies CVC Long Sleeve Scoop Neck Tee

Style #P507C



Platinum Main Label: Delta Ladies Platinum Satin Tear Away

- 4.3oz/146 GSM, 30/1s
- 60% Combed Ringspun Cotton, 40% Polyester
- Sideseamed for a curved silhouette
- Long set-in sleeves
- 1/4" Bound collar
- Single-needle back seam
- 1/8" two-needle sleeve and bottom hems
- Satin tear-away label
- S - 2XL

 VT4 Celadon	 F85 Blush	 K2V Graphite Heather	 K2T Charcoal Heather
 A2G Harbor Blue	 N5R White	 E1F Jet Black	 KDT Athletic Heather
 KFH Coral Heather	 YZJ Deep Coral	 V3T Jade	 EEC Charcoal
 KEA Royal Heather	 FH9 Red	 A4U Royal	 A2U Athletic Navy
 N98 Putty			

*Color availability based on inventory levels

Finished Specifications:

	S	M	L	XL	2XL	Tolerance	
Body Width:	16.75"	17.75"	18.75"	20.25"	21.75"	+1	-1/2
Body Length:	26.5"	27"	27.5"	28"	28.5"	+1	-1/2
Sleeve Length:	23.75"	24"	24.25"	24.5"	24.75"	+1/2	-1/2