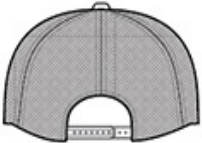




Fabric: 100% cotton twill bonded to polyester foam front panel; 100% polyester mesh mid and back panels Structure: Structured Profile: High Closure: 7-position adjustable snap



front








back

SIZE CHART

	OSFA
Inside Circumference	22 3/4
Crown Height	6 1/2

COLOR INFORMATION

				
Black/ Black PMS NTR BLACK	Charcoal/ Black PMS 2334C	Ivory/ Navy PMS 433C	Ivory/ Red PMS 7427C	Ivory/ Royal PMS 7687C